

AEROSEM
Pneumatic seed drills

 **PÖTTINGER**

Pure reliability





The unique AEROSEM seed drill concept from PÖTTINGER unites high output with versatility. Perfect placement of the seed is the most important factor. We guarantee this with our precision universal metering system and ingenious, robust coulters. The AEROSEM concept enables us to sow maize using precision seed drill technology. The newly developed front hopper system also offers us the possibility of sowing a mixture of seed components together at the same time.

Table of contents

AEROSEM: For cereals and maize

Healthy soils	4-5
IDS: INTELLIGENT DISTRIBUTION SYSTEM - Best emergence	6-7
Convenient operation	8-9
Coulter competence for the perfect seed slot	10-13
PCS: PRECISION COMBI SEEDING	14-17



AEROSEM A pneumatic implement-mounted seed drill	18-21
--	-------



AEROSEM FDD pneumatic front hopper seed drill	22-31
---	-------

Digital agricultural technology

Our input - your output	32-33
Intelligent operation	34 35

Accessories / Technical data

Exact metering for every type of seed	36-37
Accessories	38-39
Technical data	40-41
MyPÖTTINGER / ORIGINAL PARTS	42-43

All information on technical data, dimensions, weights, output, etc. and the images shown, are approximate and are not binding. The machines shown do not feature country-specific equipment and may include equipment that is not supplied as standard, or is not available in all regions. Your PÖTTINGER dealership would be pleased to provide you with more information.



Without limits

The soil is the basis for agriculture and forestry and is one of the world's most important yet limited resources. Soils are the essence of our life since they provide the basis for nutrition for us and our livestock. Healthy soil is one of the key provisions for optimising your yield.

There are many factors involved in sowing. The optimum sowing time depends on the type of plant, the duration of sunshine, and on temperature. These factors influence, among other things, the choice of variety in crop production and crop rotation. Only exact and uniform seed placement combined with optimum covering of the seed guarantees homogeneous seed germination.

AEROSEM - pure reliability for precise seed placement

This unique seed drill delivers an impressive performance with its precision universal metering and perfect coulter systems to guarantee exact placement of the seed. In addition to sowing cereals, it is also possible to precision sow maize, for even higher machine utilisation.

Each feature on PÖTTINGER's AEROSEM A and AEROSEM FDD is designed to increase productivity. At the end of the day you increase your profit.

- IDS: INTELLIGENT DISTRIBUTION SYSTEM for the best emergence
- The highest precision for gentle distribution: Mechanical (A/ADD) or electrical metering for implement-mounted and front hopper seed drills
- Coulter technology for large area output and a uniform, clean seed slot
- PC: PRECISION COMBI SEEDING, precision seed drill technology (AEROSEM ADD)
- Sowing maize in double rows with DUPLEX SEED (AEROSEM ADD)
- Pressurised hopper system for greater flexibility (AEROSEM FDD)



IDS - flexibility that pays dividends


The unique IDS system (Intelligent Distribution System) controls all outlets via the bus system. This opens up completely new capabilities in seed row and tramline switching. A must-have for contract work and machinery rings.

It is easy to set the tramlines at the terminal and there is no need to change hoses.

The intelligent heart of the system

- 1 The riser tube with funnel-shaped outside conveys the seed material through the distributor head to the outlets.
- 2 The controlled flaps feed the seed through the patented funnel system into the air stream and back to the riser tube.


With active tramline switching the seed rate is automatically reduced for a seed saving of up to 6%.



Settings

The IDS distributor head ensures uniform crop growth by maintaining a completely consistent seed count in all coulter pipes.

- Tramline widths
- Track widths
- Special tramline switching
- Dual tramline systems
- Half width switching left and right
- Tramline rhythm can be selected independently of the seed drill width



Reliable & convenient: Tramline switching

Tramline switching is performed electronically using actuator motors. Straightforward setting and monitoring functions using the terminal.

Tramline switching can be symmetrical, asymmetrical or individual.


- Flaps on the distributor return the seed to the riser tube so that overall seed output by the metering system is reduced
- Thanks to the free choice of track widths, tramline widths and tramline rhythms, the AEROSEM is perfectly suited for contract work



Half-width and section control

With the fully equipped version of the distributor head, in addition to manual half-width switching, metre-by-metre automatic part width section control is also possible on the rigid AEROSEM models.

- Half width switching for symmetrical tramlines - AEROSEM 3002 ADD at 24 m
- Half width switching is engaged simply by pressing a key



Metering with the highest precision

The AEROSEM metering system is designed for the highest possible precision and ensures that exactly the right flow rate of any given seed type is used, even in the most difficult operating conditions.

- An outlet flap provides an additional level of fine adjustment depending on the size of the seed.
- The metering wheel motor has a wide speed range, so that no gears have to be preselected and site-specific sowing is no problem.
- AEROSEM A/ADD seed drills are equipped with a mechanical land wheel drive as standard. A and ADD models feature mechanical metering with a side-mounted land wheel.
- Electric metering is optional on AEROSEM A/ADD models and standard on front hopper drills.

Smooth distribution

A high volume of air and low air velocity protect the seed and any dressing against damage. Special distributor head inserts allow sowing in different row widths: this protects the seed against cracking and ensures reliable germination. The interaction of the precision metering system and the large distributor head results in uniform, highly precise and flexible seed placement. This combination ensures maximum effectiveness of seed and dressing.

Precise and uniform due to lateral distribution

The seed is fed uniformly to the distributor in an air stream that passes up the high riser tube. The large diameter of the distributor head guarantees precise lateral distribution of the seed and is optimised in the factory.

It has never been so easy



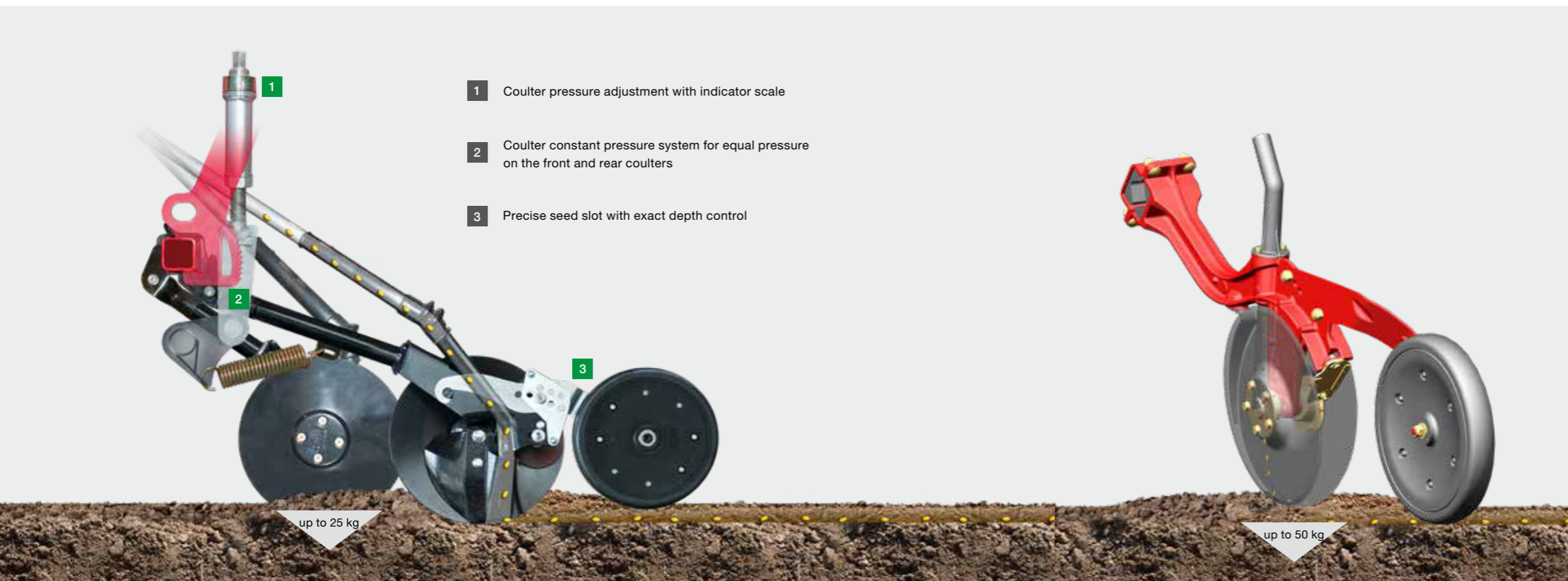
The calibration system is fitted with a practical catchment tray that is easy to use and saves time.

- With the mechanical metering system, calibration is carried out using a hand crank. In addition, a freewheel is provided in the driveline and the gearbox revolutions are displayed on the control terminal.
- Calibration with the electric metering system is carried out either at the press of a button directly on the machine or by pressing a key on the control terminal.
- Practical catchment tray, which is always on-board.
- The calibration flap is monitored by a sensor, so that no operator errors can occur during calibration or during seeding.

Seed flow sensors for convenience and reliability

The optional seed flow sensors display constant and reliable feedback on the current seed flow at the control terminal.

One sensor per coulters pipe is located directly behind the IDS distributor head, this ensures reliable application. The sensitivity of the sensor can be set in three stages depending on the seed. If flow stops then the relevant coulters pipe number is displayed on the control terminal. Furthermore, red and green LEDs indicate the status directly on the sensors.



Coulter competence for high output

Successful sowing is dependent on perfectly-matched coulters for opening the seed slot, uniform seed placement and covering the seed. A well-formed seed slot is essential for successful drilling.

PÖTTINGER provides you with exactly the right coulters for your needs. Our single disc or double disc coulters guarantee optimum seed placement and uniform emergence.

Single-disc coulters

The concave single disc coulters are equipped with twin-race taper bearings and a special seal. The adjustable, rotating scrapers are located behind to provide plenty of clearance, allowing large clods to pass with ease.

- Same coulters pressure on front and rear up to 25 kg
- Precise depth tracking for a perfect seed slot
- Ideal seed placement for perfect growth
- Blockage-free drilling thanks to 30cm coulters spacing
- Wear-resistant cast coulters points




DUAL DISC coulters

The DUAL DISC double disc coulters system ensures precise seed placement even in the most difficult conditions.

The large coulters are slightly offset and form a clean and tidy seed slot. The maintenance-free, equal length coulters arms with an offset of 30 cm ensure maximum reliability even with a high level of plant residues. With up to 50 kilograms applied to each seed coulters, reliable operation is guaranteed even at high travel speeds. The V-shaped seed slot prevents the seed from rolling.

How you benefit:

- Best clearance thanks to 30 cm coulters offset
- Reliable operation in mulch drilling conditions thanks to 350 mm diameter disc coulters and off-set position
- Consistent coulters pressure because coulters arms are all the same length
- Optimum plant distribution density with a row spacing of 12.5 cm
- Optimum depth control thanks to large dimensioned press wheels
- Reliable operation in the most difficult conditions thanks to integrated hardened scrapers on the shares
- Central coulters pressure adjustment
- Central depth adjustment control



Depth adjustment

On the single disc coulters, the depth is adjusted using optional depth control wheels with a diameter of 250 mm. The depth can be easily adjusted on each row by means of a pin. The hook solution makes it easy to remove the press wheels without the need for tools.

With the DUAL DISC coulter system, the depth is adjusted for the entire machine centrally using two turnbuckles. The press wheels have a diameter of 330 mm.

Central coulter pressure adjustment

The coulter pressure on all coulter systems is adjusted simply by using the ratchet spanner supplied. Thanks to precise tension spring matching, the single disc coulter system ensures the same pressure is applied to the front and rear coulters. The DUAL DISC double disc coulter system is pre-tensioned by the maintenance-free rubber elements and has coulter arms of the same length.

- Optional hydraulic coulter pressure adjustment is available for both coulter systems

Press wheels for uniform placement depth

The optionally available press wheels guarantee an exact placement depth for the single disc coulter. Press wheels are standard on the DUAL DISC double disc coulter system. These can be set in three different positions for seed placement depths of up to 6 centimetres.

- Each of the disc coulters is guided by a press wheel to ensure a precise and uniform seed placement depth
- In addition to depth control, the press wheels also ensure controlled consolidation of the soil and pressure on the seed
- Straightforward depth adjustment using lock pins or turnbuckles
- Reliable operation thanks to large dimensioned press wheels

Levelling tines

The strong harrow tines feature spiral springs for perfect results. Shocks are absorbed using maintenance-free rubber mountings. Damage is prevented if the machine is reversed inadvertently.

- Central tine angle adjustment
- Easy to use adjustment functions for depth and pressure
- Outer tines can be retracted for a transport width of 3 or 4 metres
- Can be used together with press wheels without additional adapters.

Standard single-row harrow tine

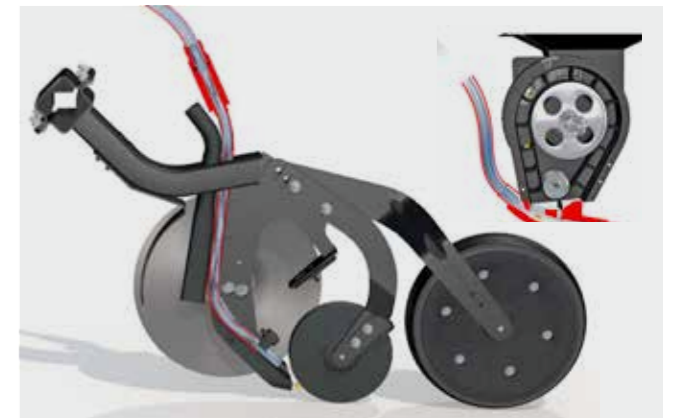
The tines are located between the seed rows. These tines are arch-shaped to prevent clogging even in heavy organic material. The edging tine pairs are slanted inwards for a seamless pass-on-pass finish.

'Perfekt' single-row harrow tine

'Perfekt' harrow tines are designed for an especially intensive levelling effect. Offset tine lengths smooth the surface over completely to ensure that seeds are definitely covered even when shallow-drilling. The result is uniform germination of every seed.

Overview of coulter types

	Single-disc coulters	DUAL DISC coulters
Coulter configuration	2 row	2 row
Coulter offset	30 cm	30 cm
Row spacing	12.5 cm / 15 cm	12.5 cm / 15 cm
Number of coulters AEROSEM 3002	24 / 20	24 / 20
Number of coulters AEROSEM 3502	28	28
Number of coulters AEROSEM 4002	32 / 26	32 / 26
Number of coulters AEROSEM 4002 FDD	–	32
Number of coulters AEROSEM 5002 FDD	–	40
Coulter disc diameter	320 mm	350 mm
Depth roller diameter	250 x 40 mm	330 x 50 mm
Pressure per coulter	up to 25 kg (55.12 lbs)	up to 50 kg (55.12 lbs)



All-in-one for pure flexibility

The PCS (Precision Combi Seeding) option integrates precision seed drill technology into a rigid pneumatic seed drill, this allows you to operate independently of dedicated precision seed drill. This means greater flexibility and a more cost effective operation when using your AEROSEM ADD seed drill.

Precision maize drilling

One seed drill for multiple tasks:

- Cereals
- Maize / maize with fertiliser / maize with companion crop
- Fertiliser applied directly to the maize row

Exact seed separation

The single-seed precision metering elements are located beneath the seed hopper. This hydraulically-driven system ensures exact mechanical separation of the seed. The air stream transports the seed to the coulters, during this time an optical sensor monitors the distribution of the seed in the row. This monitoring system allows for:

- Easy adjustment of seeds per m²
- Precise monitoring of seed distribution in the seed slot

Pneumatic seed transport

An air flap divides the air stream between the standard metering system and the PCS. Under pressure, the air system injector takes the individual seeds from the seed elevator and transports them at precise intervals to the coulters.

A seed flow sensor monitors reliable seed transport and indicates to the driver the accuracy of seed distribution in the seed slot.

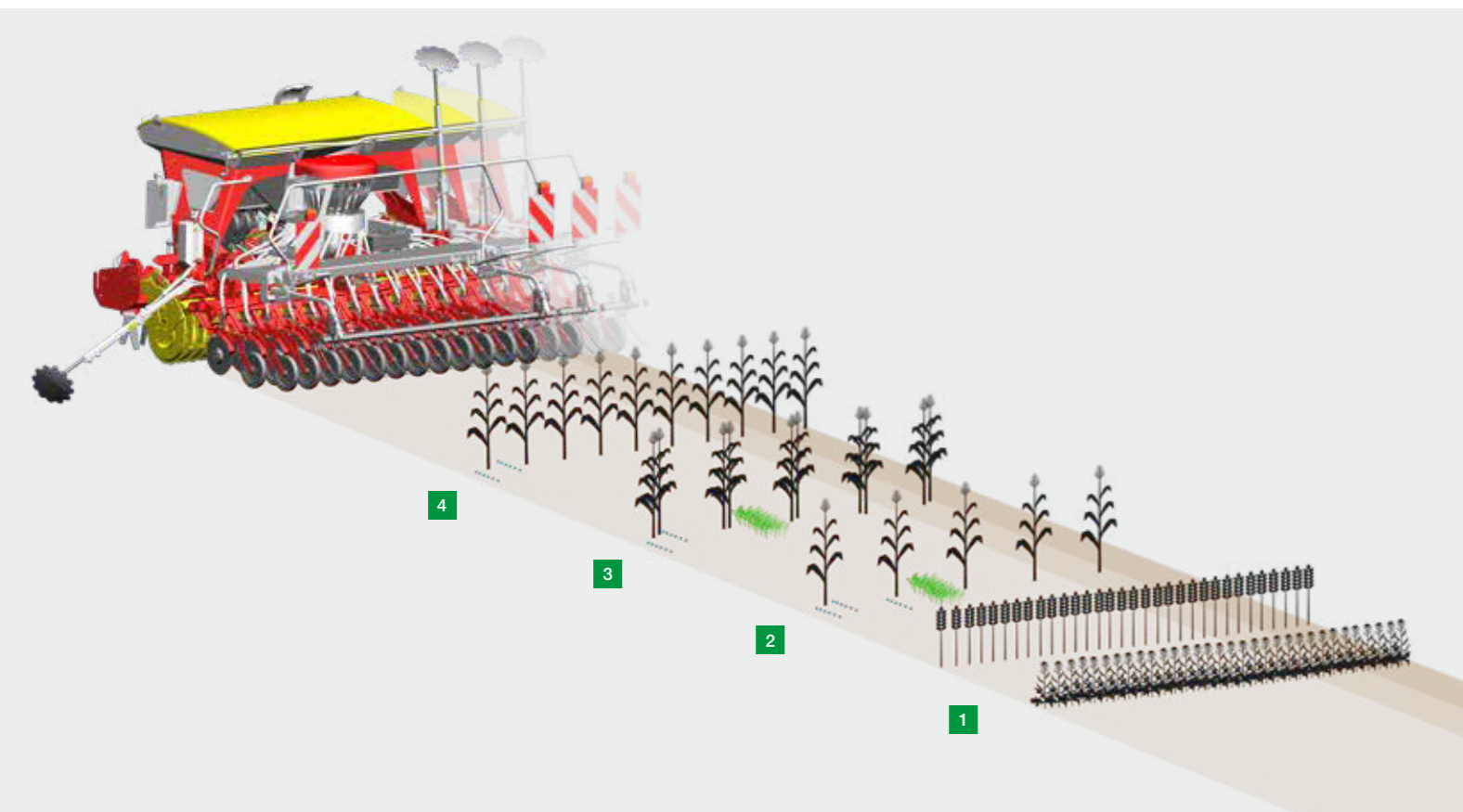
Perfectly placed

The DUAL DISC coulters with its integrated seed slot former ensures a perfect seed slot. A firming roller presses the seed into the slot. A press wheel controls consolidation and working depth. The seed placement depth can be adjusted centrally.

- No vertical drop
- Exact seed placement
- Seed does not roll along slot
- Optimum covering of seed
- Uniform seed germination


Precision drill technology – AEROSEM ADD

PCS – PRECISION COMBI SEEDING



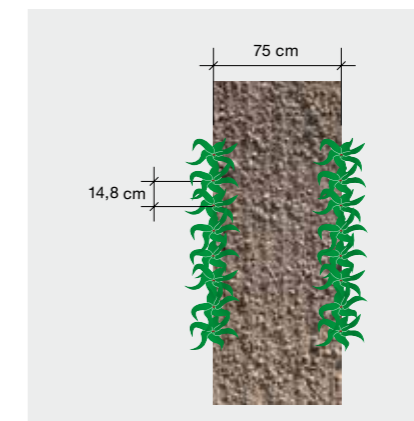
- 1 AEROSEM A / AEROSEM ADD**
wheat, barley, oats, rye
spelt, sunflower seeds, beans, peas
oil seed rape, poppy seeds, phacelia, mustard
- 2 AEROSEM PCS**
maize, row spacing 75 cm
optional simultaneous fertiliser application of
1 or 2 bands or simultaneous application of
companion crop seed between the maize

- 3 AEROSEM PCS DUPLEX SEED**
maize, row spacing 75 cm / 12.5 cm
optional fertiliser application with a band next
to each row or simultaneous application of
companion crop seed between the maize
- 4 AEROSEM PCS**
maize, row spacing 37.5 cm
optional fertiliser application with a band next to each
row



DUPLEX SEED – sowing maize in double rows

- With 12.5 cm spacing in the double row, and 75 cm spacing between the double rows
- The double spacing in the row ensures a better plant distribution density of the maize plants
- Increase in yield of up to 5.5 % possible with silage maize and corn maize



Sowing maize with 75 cm or 37.5 cm

- Optimum plant distribution density of all maize plants thanks to shorter spacing in the seed slot
- Optional tramline switching means that crop care access is no problem even with small row spacing



Environmental and efficiency challenges

- Reduced risk of erosion thanks to faster row integration compared to conventional single row sowing
- Better drainage because there are no marks on the soil surface
- Increased efficiency as a result of higher machine utilisation and combined sowing, which also saves fuel

AEROSEM	3002 A / ADD	3502 A / ADD	4002 A / ADD
Working width	3.0 m	3.5 m	4.0 m
Number of rows	24 / 20	28	32 / 26
Row spacing	12.5 / 15 cm	12.5 cm	12.5 / 15 cm

AEROSEM PCS	3002 ADD	3502 ADD	4002 ADD
Working width	3.0 m	3.5 m	4.0 m
Number of cereals rows 12.5 cm	24	28	32
Number of maize rows 75 cm	4	5	5
Number of maize rows DUPLEX SEED	8	10	10
Number of maize rows 37.5 cm	8	9	10






High volume seed hopper

The AEROSEM seed hopper features a large opening for filling. This enables rapid and trouble-free filling using large bags or a front loader bucket. A wide bag support with handrail on top of the hopper makes it easier to fill by hand. The robust roller tarpaulin cover is dustproof and rainproof, rolls up automatically and can be closed again easily. With an optional hopper extension the seed hopper can be expanded to hold 1,850 litres on all rigid AEROSEM seed drills.

One hopper for all jobs

The seed hopper is simply divided for single-seed drilling using PCS and demand-specific fertilisation. The partition walls are repositioned quickly and easily using wing-nuts without the need for tools.

- 1 Partition setting for sowing cereals only
- 2 Partition setting to divide the tank for maize seed and fertiliser
- The standard version of the hopper can hold 450 litres of maize (2 x 225 l) and 800 litres of fertiliser. With the seed hopper extension there is space for 650 litres of maize (2 x 325 l) and 1,200 litres of fertiliser.
- The standard metering system allows fertiliser to be applied on both sides of each seed row.
- Instead of row fertilisation, for example, a grass companion crop can also be sown for improved erosion control.
- It is possible to change the metering wheel even when the seed hopper is full thanks to a shut-off plate above the metering wheel.



Unique coupling

The compact design is possible because the coulters rail and power harrow packer are close coupled.

- 1 Mounted on a power harrow or compact combination, the centre of gravity is placed far forward.
- 2 The AEROSEM is mounted on the rear roller and is guided by a top link. The weight of the seed drill is carried by the rear roller.
- 3 The roller and seed drill form a compact unit and enable parallel guidance of the machine. This means that when the working depth of the power harrow is changed it does not influence the seed placement depth of the coulters.



Mounting – a perfect connection


Mounting and removing the drill using the rear roller is quick and easy, without the need for tools.

- Parking standards are provided for convenient handling.
- Simply drive the power harrow under the AEROSEM. This is then piggybacked when lifted and just needs to be secured in place.
- Two lugs on each side and the top link ensure secure attachment.

It couldn't be more straightforward

From filling the seed hopper and calibration through to emptying residual seed from the tank, all adjustments can be made on the left-hand side or rear of the machine. The adjustment controls are easily accessible and positioned ergonomically. Easy adjustment with everything close at hand saves time.

- Simple metering wheel selection via PÖTSEM App and terminal
- Convenient access to the seed hopper using the loading platform on the left side of the machine





The new AEROSEM FDD front hopper seed drill

The new AEROSEM FDD front hopper seed drill extends PÖTTINGER's range of pneumatic implement-mounted seed drills up to a working width of 5 metres.

Increased output is not only possible by expanding combinations at the rear. For PÖTTINGER the logical system expansion was the move towards a front-rear configuration. This combination provides extreme flexibility in all size fields and the large seed hopper capacity allows for a low number of filling intervals.

Combining the highest performance with operating convenience and versatility

Agriculture has developed extremely fast over the past few years and PÖTTINGER has also had to respond to these changes. The AEROSEM FDD combined with the new LION 103 C series, succeeds in combining high output with high versatility. Special attention has been paid to a compact design. The result is a neat machine with an improved overview and optimised weight distribution. In addition to a dual metering system and the IDS distribution head, the seed drill's versatility is further increased by being able to attach and remove the coulter rail quickly.

Adapted to meet new requirements


The simultaneous application of several components during drilling has become increasingly standard in recent years. The main focus is on providing plants with nutrients from the germination stage onwards.

Thanks to an increase in metering flowrates, combined with a long conveying path from the front of the tractor and higher driving speeds, it is now necessary to use a pressurised hopper for the front hopper system.

Pressurised hopper for higher output and versatile applications

The pressurised hopper system meets new requirements in seed drill technology. Larger quantities of seed and fertiliser can be transported over longer distances.

The range of volumes and the choice of one or two metering systems fulfil every requirement in the field.



High volume seed hopper

- High volume double hopper with 1,700 or 2,300 litres with one or two component metering units
- Pressurised hopper system for highest output rates
- Tank partition 60:40
- Hopper cover folds upwards and has a standard seed hopper grille
- Interior lighting fitted as standard



Flexible operation with single shoot

The newly designed front hopper seed drill with pressurised hopper system delivers even greater flexibility.

The front hopper is available with a partition as an option. Each side of the hopper has a separate metering system, however each product is then fed into the same single seed line.

The pressurised hopper enables a reliable metering process. This means that different seeds can be mixed precisely and placed together in the same seed slot. This opens up new perspectives in crop cultivation.

The crop cultivation advantage

- Targeted placement of mineral fertiliser in the seed band e.g. sulphur fertilisation for wheat, starter fertilisation for malting barley, etc.
- Mixture of original and farm saved seed or different dressing grades
- Sowing a companion crop for cereals without segregation of the seed
- Planting different cover crops with different seed sizes
- Precise mixing of two components after metering

Optional tyre packer

- Steered tyre packer for optimum consolidation between the axles
- Additional front axle relief during operation thanks to four-wheel chassis
- Packer is centred by springs and is equipped with scrapers
- Well defined AS-profile with good self-cleaning properties
- Tyre dimension 10.75 - R15.3
- Tyre packer can be removed and retrofitted.

Easy to use metering units

- Straightforward calibration procedure thanks to easily accessible metering units and calibration at the push of a button
- Toolbox for calibration bags and different metering wheels
- Metering system components are located in front of the tyre packer for optimum dust protection
- Metering wheel drive with wide speed range, no gear changes necessary
- Simple metering wheel selection using the PÖTSEM App or control terminal

Convenient handling units



- Double hopper with two covers ideally suited for filling with large bags
- Very good accessibility using the loading platform, additional step available for the 2,300 litre hopper platform
- Both sizes of hopper have compact dimensions and differ only in height.

Filling edge height:
1,700 litres - 1.68 m
2,300 litres - 1.81 m



Parallelogram mounting

- 1 Optimum seed placement: the coupler rail follows the packer roller because they are directly connected
- 2 Each frame section is fitted using two coupling points with an additional lock pin
- 3 No need to adjust the seed placement depth when changing the working depth of the power harrow thanks to the parallelogram mounting on its rear roller



Proven DUAL DISC couler system

The large DUAL DISC double disc coulters guarantee the formation of a clean and tidy seed slot for optimum seed placement.

The slightly offset coulters cut right through harvest residues and are not susceptible to blockages.

Patented distributor head mounting

- The distributor head is mounted on three coupling points and is self-levelling thanks to its scissor system.
- The distributor head is always aligned vertically both during the folding process and in the working position.
- While the distributor head is connected directly to the couler rail, it is easy to remove and attach the couler rail.
- Optimum seed distribution is ensured because all the hoses are the same length as a result of the distributor head being placed well forward.

Adjusting seed placement depth

- The seed couler depth adjustment is conveniently accessed from the side and is easily adjusted by using the spanner supplied.
- Placement depth controlled by parallelogram on couler rail
- Compact construction
- Centre of gravity close to rear roller
- Setting for each frame section


Couler pressure adjustment

- The couler pressure can be adjusted separately on each frame section using a convenient ratchet spanner
- Couler pressure of up to 50 kg per seed couler
- A hydraulic couler pressure adjustment system is available as an option

Uncoupling the couler rail

- The couler rail is coupled to the power harrow using catch hooks and lock pins
- The couler rail and distributor head can be uncoupled within a very short time without the need for tools. Machine utilisation can be significantly increased as a result
- The couler rail is parked on the supports provided. The lighting units can be bolted onto the LION 103 C when it is used on its own
- Quick changeover to operating the power harrow solo

Model	Working width	Couler system	Row spacing	Number of coulters	Seed hopper volume
AEROSEM 4002 FDD	4.0 m	DUAL DISC couler	12.5 cm	32	1,700 / 2,300 l
AEROSEM 5002 FDD	5.0 m	DUAL DISC couler	12.5 cm	40	1,700 / 2,300 l



Connecting line

- Complete hose line system included in the front hopper kit
- Hose and cable tray can be easily separated from the tractor bracket, it only takes a few minutes to remove
- Hose line connected using quick fasteners
- Hydraulic line and ISOBUS cable can be routed through the cable tray

Tractor bracket

- 1 The connecting line is adjustable in height and angle by means of a tractor mounting bracket Fully adjustable regardless of the make of tractor
- 2 Tractor bracket with bolt-on connection plate included in scope of supply
- 3 The connecting line can be easily detached from the bracket using a slot-in tube.

Preselect system

A hydraulic block can be integrated as an option on the LION power harrow. All hydraulic functions are operated using a single spool valve and each function is controlled using a preselect system.

A smaller terminal for controlling the hydraulic block is provided for using the LION power harrow on its own.

Hydraulic equipment

One single-acting remote for the blower a pressureless return and a double-acting remote for folding are standard.

Optional hydraulic functions:

- Working depth adjustment, bout markers and coulter lift on LION 103 C
- Coulter pressure adjustment and pre-emergence markers on AEROSEM FDD



ISOBUS inside

- The front hopper is equipped with its own job computer.
- The user interface on the control terminal is identical to the previous AEROSEM and TERRASEM series.
- The AEROSEM FDD seed drills can be controlled using an ISOBUS terminal from PÖTTINGER, another manufacturer or by tractors equipped with ISOBUS.

IDS INTELLIGENT DISTRIBUTION SYSTEM

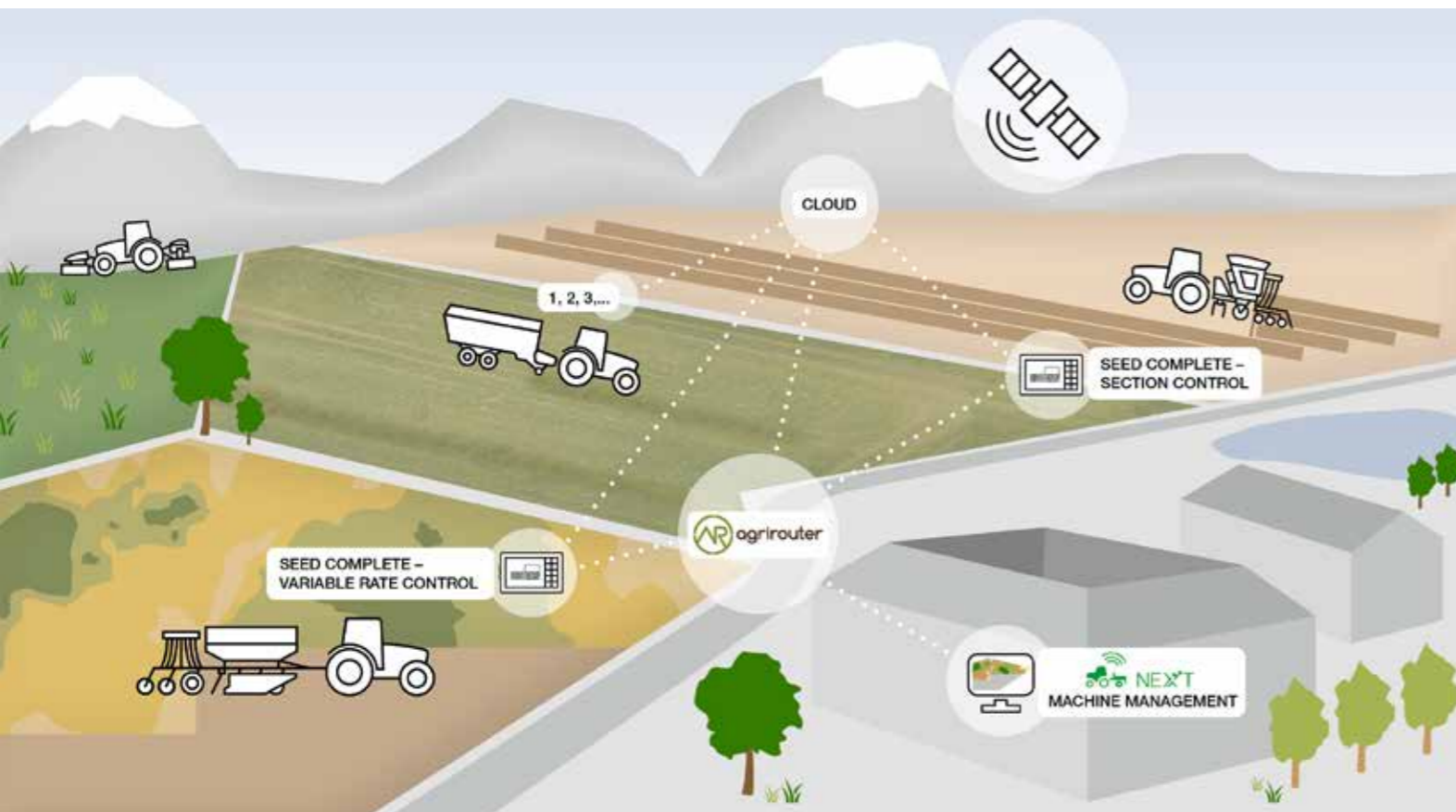
- Any selection of tramline widths, track widths or special tramlines at the push of a button with 100% motorised distributor head
- Depending on the number of switched or closed outlets, the seed rate is reduced to match
- Seed distribution density remains consistent

Parking position

- The front hopper can be safely uncoupled on its integrated parking stands
- Parking the coulter rail with the power harrow in the folded out position is recommended

Road Transport

- Standard transport width of 2.75 m
- An optional coulter lift system and hydraulic depth adjustment achieve a width of 2.55 metres



Competence in the digital field makes your daily work easier

At PÖTTINGER, we offer you numerous possibilities in the field of digital agricultural technology that make your everyday work easier so that you can operate more efficiently and conveniently.

For years, our customers have benefited from intelligent control terminals and precision farming solutions for soil and seed, grassland and harvesting technology. Together with PÖTTINGER, being a modern, networked company becomes reality.

Ultimately, it's all about making your job easier and enjoying cost effective benefits through the use of intelligent technologies.

This means more convenience, time and profit.

AEROSEM - electric metering and control functions

- Pre-metering
- Electrical calibration sequence
- Infinitely adjustable seed flowrate adjustment
- Hopper level measurement
- Fan and metering shaft monitoring
- Seed library
- Seed flow sensors (optional)



SEED COMPLETE Precision Farming

With SEED COMPLETE, PÖTTINGER offers a tool for your success by optimising the management of your farming operations.

Here, the seed rate can be automatically adapted to match the soil conditions in each field using application maps that you can prepare on the office PC before heading out. To ensure traceability at a later date, the data can be archived for comparison over the long term on the office PC.

The variable seed rate is yet another way of optimising yield.

The actual quantities and areas processed in the field can be transmitted back to the PC in your office at any time.



Getting the most out of your yield potential

GPS data can be used to start and stop the metering system to avoid seed windows and overlapping.

Differences in the soil and growth rate within a field can be taken into account during drilling. Simply select the site-specific quantity of seeds per square metre to get the best yield.

Precision application of seed, fertiliser and spray leads to savings of up to 5 % on variable costs or up to € 50 per hectare.



agrirouter and NEXT Machine Management

PÖTTINGER is a member of the agrirouter programme along with many other agricultural machinery manufacturers. agrirouter serves as a manufacturer-independent data exchange platform between the farmer, machine and farm software.

NEXT Machine Management networks your PÖTTINGER machinery intelligently with the rest of your fleet. Job files, machine data and application maps, etc. can now be sent easily using the agrirouter directly between the machine and the farm management software. This reduces your daily admin workload.



COMPASS

The COMPASS CONTROL operator terminal controls and monitors the functions on mechanical AEROSEM seed drills.

- Control unit with multiple-line display and lighting
- The keys are raised and backlit
- High quality two-component casing with display and status indicator
- Calibration assistant with suggested gearing values
- Speed indicator
- Mechanical current and total hectare counter
- Operating electronic seed flow-rate control system
- Electronic tramline switching



POWER CONTROL electronic control system

With the POWER CONTROL terminal you can operate all ISOBUS-compatible PÖTTINGER machines. The functions are performed directly at the push of a button without pre-selection or an additional control unit.

- The most important keys are labeled directly with the machine-specific functions. This helps drivers regardless of whether they have used the machine before or not
- The function keys F1 to F4 can be used to operate additional equipment on your machine
- The colour display provides at-a-glance information on functions and the operating status of the machine
- Speed signal from a radar sensor or tractor signal from ISOBUS
- Operating with PCS: Precision Combi Seeding
- Enter row spacing and seed/ha or inter plant distance in seed row
- Menu guidance for calibration, tramlines and seed flowrate
- Pre-metering
- Start and stop metering
- Tramline switching: Any rhythm can be selected
- Automatic seed flow reduction for tramlines and optional left-side switching
- Electrical calibration sequence
- Seed flow adjustment and seed library



EXPERT 75 ISOBUS terminal

The PÖTTINGER EXPERT 75 ISOBUS terminal offers high flexibility and enables professional operation of all ISOBUS-compatible machines, regardless of brand.

The newly designed terminal has been expanded upwards in terms of ergonomics, intuitiveness and offers a multitude of advantages.

- High quality 5.6" TFT colour touchscreen
- Rugged, stylish synthetic casing
- Convenient single-hand operation, grip bar for secure hold
- Double-row arrangement of command keys on the right
- Straightforward and intuitive user interface
- Edit using keys and touch-screen
- Scroll wheel with confirmation function for direct input and adjustment of set points
- Compact size - does not obstruct field of vision
- Ambient light sensor and back-lit function keys



CCI 1200 ISOBUS terminal

In addition to the features offered by the POWER CONTROL terminal, this system also enables the control of all ISOBUS machines in your fleet, regardless of manufacturer.

- High quality 12" TFT colour touchscreen
- Straightforward and intuitive user interface
- Horizontal or vertical mounting possible
- Large display for best possible monitoring of machine functions
- Individual layout
- Function pre-select
- Seed library
- Complete supervision of machinery
- Partial width switchable using Multi Boom

Simultaneous display of multiple applications

- Camera image and machine functions at a glance
- Simultaneous operation of several ISOBUS machines possible

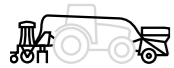
Exact metering for every type of seed

Often ordered together

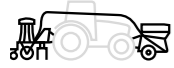


	Metering wheel 5 Poppy seed, oil seed rape	Metering wheel 7 Oil seed rape	Metering wheel 14 Oil seed rape, phacelia	Metering wheel 28 Phacelia, mustard	Metering wheel 68 maize, sunflower seeds
--	--	--	---	---	--

3002 A / 3002 ADD	<input checked="" type="checkbox"/>	<input checked="" type="checkbox"/>	<input checked="" type="checkbox"/>	<input checked="" type="checkbox"/>	<input checked="" type="checkbox"/>
3502 A / 3502 ADD	<input checked="" type="checkbox"/>	<input checked="" type="checkbox"/>	<input checked="" type="checkbox"/>	<input checked="" type="checkbox"/>	<input checked="" type="checkbox"/>
4002 A / 4002 ADD	<input checked="" type="checkbox"/>	<input checked="" type="checkbox"/>	<input checked="" type="checkbox"/>	<input checked="" type="checkbox"/>	<input checked="" type="checkbox"/>



4002 FDD	<input type="checkbox"/>	<input type="checkbox"/>	<input type="checkbox"/>	<input type="checkbox"/>	<input type="checkbox"/>
5002 FDD	<input type="checkbox"/>	<input type="checkbox"/>	<input type="checkbox"/>	<input type="checkbox"/>	<input type="checkbox"/>



	Metering wheel 250 Hybrid cereals, wheat, rye	Metering wheel 480 Wheat, barley, oats, rye	Metering wheel 662 beans, peas, spelt
--	---	---	---

4002 FDD	<input type="checkbox"/>	<input type="checkbox"/>	<input type="checkbox"/>
5002 FDD	<input type="checkbox"/>	<input type="checkbox"/>	<input type="checkbox"/>



Metering wheel 135 maize, sunflower seeds	Metering wheel 285 hybrid cereals	Metering wheel 550 Cereals	Metering wheel 762 Beans, peas, spelt
---	---	--------------------------------------	---

<input type="checkbox"/>	<input type="checkbox"/>	<input type="checkbox"/>	<input type="checkbox"/>
<input type="checkbox"/>	<input type="checkbox"/>	<input type="checkbox"/>	<input type="checkbox"/>
<input type="checkbox"/>	<input type="checkbox"/>	<input type="checkbox"/>	<input type="checkbox"/>



Choose metering wheel using PÖTSEM


To help you find the perfect metering wheel for your seed drill, we have developed an online tool: PÖTSEM.



You can use this app to find the best metering wheel in just a few clicks.

■ = Standard, □ = Optional

Accessories

Often ordered together



	Seed hopper extension	Press wheels	Lighting for road transport	Hydraulic coulters pressure adjustment
3002 A	<input type="checkbox"/>	<input type="checkbox"/>	<input type="checkbox"/>	<input type="checkbox"/>
3002 ADD	<input type="checkbox"/>	<input checked="" type="checkbox"/>	<input type="checkbox"/>	<input type="checkbox"/>
3502 A	<input type="checkbox"/>	<input type="checkbox"/>	<input type="checkbox"/>	<input type="checkbox"/>
3502 ADD	<input type="checkbox"/>	<input checked="" type="checkbox"/>	<input type="checkbox"/>	<input type="checkbox"/>
4002 A	<input type="checkbox"/>	<input type="checkbox"/>	<input type="checkbox"/>	<input type="checkbox"/>
4002 ADD	<input type="checkbox"/>	<input checked="" type="checkbox"/>	<input type="checkbox"/>	<input type="checkbox"/>
				
4002 FDD	-	<input checked="" type="checkbox"/>	<input checked="" type="checkbox"/>	<input type="checkbox"/>
5002 FDD	-	<input checked="" type="checkbox"/>	<input checked="" type="checkbox"/>	<input type="checkbox"/>




Double hopper system	IDS: INTELLIGENT DISTRIBUTION SYSTEM	PCS maize equipment	Tramline system	Partial width switching	Hydraulic coulters lifting
-	<input type="checkbox"/>	-	<input type="checkbox"/>	<input type="checkbox"/>	<input type="checkbox"/>
-	<input type="checkbox"/>	<input type="checkbox"/>	<input type="checkbox"/>	<input type="checkbox"/>	-
-	<input type="checkbox"/>	-	<input type="checkbox"/>	<input type="checkbox"/>	<input type="checkbox"/>
-	<input type="checkbox"/>	<input type="checkbox"/>	<input type="checkbox"/>	<input type="checkbox"/>	-
-	<input type="checkbox"/>	-	<input type="checkbox"/>	<input type="checkbox"/>	<input type="checkbox"/>
-	<input type="checkbox"/>	<input type="checkbox"/>	<input type="checkbox"/>	<input type="checkbox"/>	-
<input type="checkbox"/>	<input type="checkbox"/>	-	<input type="checkbox"/>	-	<input type="checkbox"/>
<input type="checkbox"/>	<input type="checkbox"/>	-	<input type="checkbox"/>	-	<input type="checkbox"/>

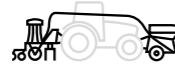
More equipment options

- Various metering wheels
- Scrapers for press wheels
- Scales for calibration
- Seed flow sensors
- Hydraulic coulters lift for AEROSEM FDD

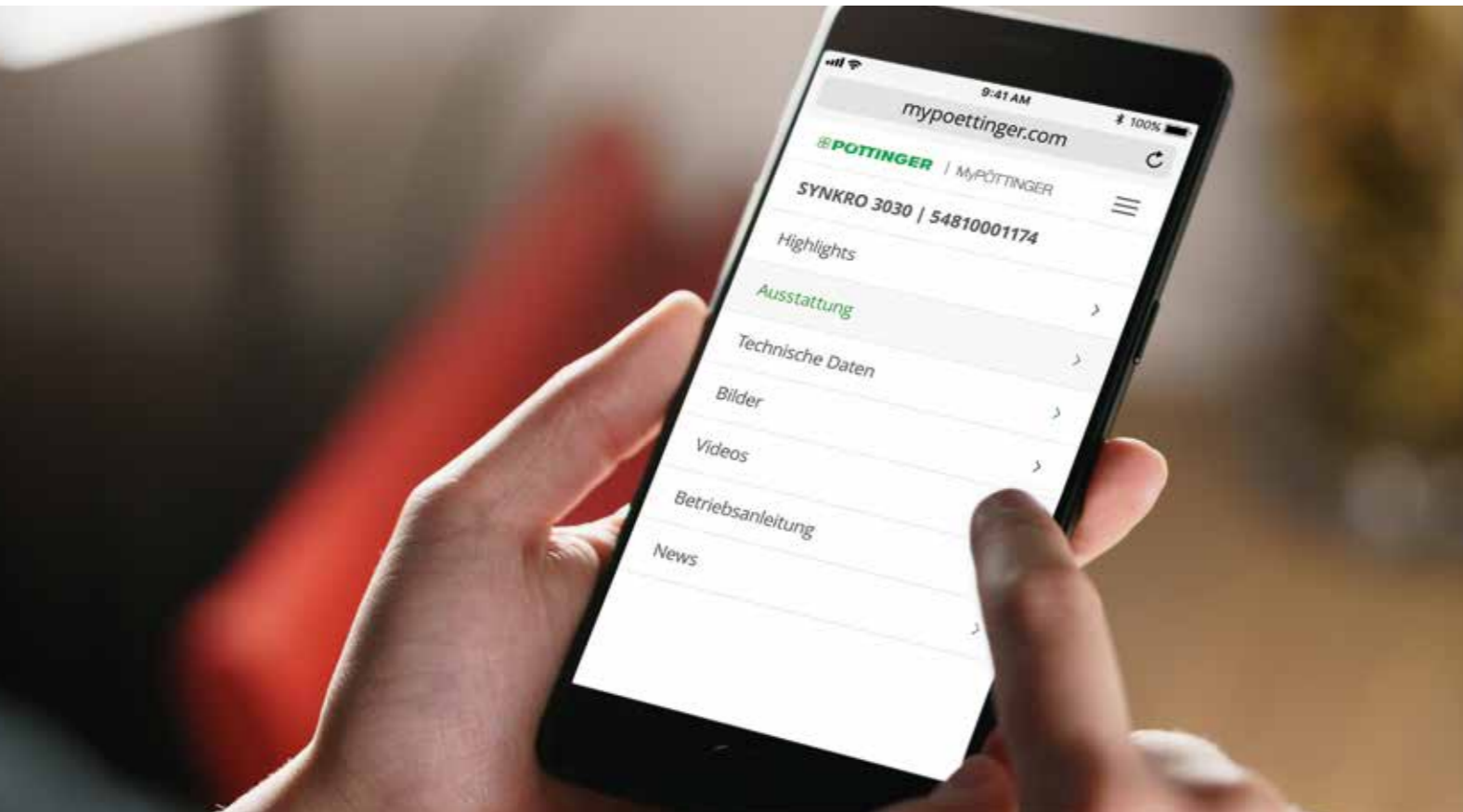
■ = Standard, □ = Optional

AEROSEM Model		3002 A	3002 ADD	3502 A
Working width		3.00 m	3.00 m	3.50 m
Seed hopper volume		1,250 l	1,250 l	1,250 l
Volume with hopper extension		1,850 l	1,850 l	1,850 l
Number of coulters		24 / 20	24 / 20	28
Seed row spacing		125 mm / 150 mm	125 mm / 150 mm	125 mm
Pressure per coulter		up to 25 kg	up to 50 kg	up to 25 kg
Coulter disc diameter		320 mm	350 mm	320 mm
Press wheel diameter		250 mm	330 mm	250 mm
Transport width		3.00 m	3.00 m	3.50 m
Filling height		1.96 m	1.96 m	1.96 m
Filling opening		2.25 x 1.22 m	2.25 x 1.22 m	2.25 x 1.22 m
Power requirement kW		81 kW	103 kW	92 kW
Power requirement hp		110 hp	140 hp	125 hp
Machine weight		1,064 kg	1,264 kg	1,167 kg

3502 ADD	4002 A	4002 ADD
3.50 m	4.00 m	4.00 m
1,250 l	1,250 l	1,250 l
1,850 l	1,850 l	1,850 l
28	32 / 26	32 / 26
125 mm	125 mm / 150 mm	125 mm / 150 mm
up to 50 kg	up to 25 kg	up to 50 kg
350 mm	320 mm	350 mm
330 mm	250 mm	330 mm
3.50 m	4.00 m	4.00 m
1.96 m	1.96 m	1.96 m
2.25 x 1.22 m	2.25 x 1.22 m	2.25 x 1.22 m
121 kW	103 kW	140 kW
165 hp	140 hp	190 hp
1,390 kg	1,275 kg	1,541 kg

AEROSEM Model		4002 FDD	5002 FDD
Working width		4.00 m	5.00 m
Seed hopper volume		1,700 l	1,700 l
Volume with hopper extension		2,300	2,300 l
Number of coulters		32	40
Seed row spacing		125 mm	125 mm
Pressure per coulter		up to 50 kg (55.12 lbs)	up to 50 kg (55.12 lbs)
Coulter disc diameter		350 mm	350 mm
Press wheel diameter		330 mm	330 mm
Transport width		2,75 m	2,75 m
Filling edge height		1.68 m / 1.81 m	1.68 m / 1.81 m
Filling opening		1.04 x 1.03 m	1.04 x 1.03 m
Minimum power requirement kW		103 kW	118 kW
Minimum power requirement hp		140 hp	160 hp
Weight of front hopper		955 kg	955 kg
Weight of coulter rail		1,544 kg	1,720 kg

All machine information at a glance



MyPÖTTINGER – Simple. Anytime. Anywhere.

For all PÖTTINGER machines 1997 models onwards

We have created MyPÖTTINGER as a tool to provide machine specific information for all machines from year of build 1997 onwards.


Simply scan the QR code on the data plate with your smartphone or tablet or enter your machine number at www.mypoettinger.com.

Your machine goes online

You will immediately receive all the information on your machine.

- Instruction manual
- Optional equipment information
- Brochures
- Photos and videos.

ORIGINAL PARTS



Rely on the original

PÖTTINGER Original Parts meet the highest demands in terms of functionality, reliability and performance. These are characteristics that PÖTTINGER is committed to delivering.


That is why we manufacture PÖTTINGER Original Parts from the highest quality materials. We ideally match each individual spare part and wear part to your machinery's overall system. This is because different soil and operating conditions often need to be taken into consideration.

We have been listening to our customers and now offer three different lines - CLASSIC, DURASTAR and DURASTAR PLUS - to make sure you have the right part to meet every requirement. Original parts are worth every cent, because know-how cannot be copied.



Your advantages

- Immediate and long-term availability.
- Maximum durability thanks to innovative production processes and the use of the highest quality materials.
- Avoidance of malfunctions due to a perfect fit.
- The best working results thanks to optimum match to the overall system of the machine.
- Save time and costs thanks to longer replacement intervals on wear parts.
- Comprehensive quality testing.
- Ongoing advancement through research and development.
- Worldwide spare parts supply.
- Attractive, competitive prices for all spare parts.



Wear parts

The CLASSIC line is for standard duty applications. With these ORIGINAL INSIDE parts we have defined the benchmark for quality, best price/performance ratio and reliability.

DURASTAR is the innovation on the wear components market - durable, high quality, productive and reliable.

Are you used to putting your machines to work in the most extreme conditions? Then the DURASTAR PLUS line is the right choice for you.



More Success with PÖTTINGER

- A family-owned company since 1871.
Your reliable partner.
- Specialist for tillage, seed drills, hay and harvesting machines
- Future-safe innovation for outstanding working results
- Roots in Austria - at home throughout the world

Efficient drilling for perfect crop emergence

- Flexibility that is more than worth the investment with IDS - INTELLIGENT DISTRIBUTION SYSTEM.
- Uniform seed placement depth is guaranteed by precision coulter systems
- Universal applications - regardless of whether mulch or conventional drilling
- Compact and intuitive design for the highest level of user friendliness
- Cost effective, extremely versatile and convenient to operate

Ask for more information:

PÖTTINGER Landtechnik GmbH

Industriegelände 1
4710 Grieskirchen
Austria
Phone +43 7248 600-0
info@poettinger.at
www.poettinger.at

Alois PÖTTINGER UK Ltd.

15 St Marks Road, Corby
Northamptonshire,
NN18 8AN
United Kingdom
Phone + 44 1536 272 220
info@pottinger.uk
www.pottinger.uk

POETTINGER Canada Inc.

460 Rue Robinson Sud
Granby, QC, J2G 7N6
Canada
Phone +1 450 372 5595
Fax +1 866 417 1683
info@poettinger.ca
www.poettinger.ca

POETTINGER US, Inc.

393 Pilot Drive
Valparaiso, IN 46383
USA
Phone +1 219 510 5534
Fax + 1 219 707 5412
info@poettinger.us
www.poettinger.us

PÖTTINGER Australia PTY LTD

11 Efficient Drive
Truganina VIC 3029
Australia
Phone +61 3 8353 2770
info@poettinger.com.au
www.poettinger.com.au

POETTINGER Ireland Ltd.

Glenaleamy, Powerstown Road,
Clonmel, Co. Tipperary
Ireland
Phone +353 52 6125766
info@poettinger.ie
www.poettinger.ie

Importer for New Zealand:

Origin Agroup
PO Box 673, 57 Hautapu Road
Cambridge
New Zealand
Phone +64 7 823 7582
info@originagroup.co.nz
www.originagroup.co.nz

Importer for South Africa:

VALTRAC
Cnr. Water & Buiten Street
9585 Parys
South Africa
Phone +27 56 817 7338 7308
wynn@valtrac.co.za
www.valtrac.co.za