

NEW

AEROSEM

Pneumatic seed drills

powered by innovation

PCS
precision combi seeding

IDS 
intelligent distribution system



97 +234.02.1013



Find out more online


PÖTTINGER



For grain crops and maize

AEROSEM

The new generation of pneumatic seed drills for cereals and maize (single-seed placement)

The unique AEROSEM seed drill concept from PÖTTINGER unites the drilling of cereals and maize. Precision universal metering and perfect coulter systems guarantee exact placement of the seed.

The new INTELLIGENT DISTRIBUTION SYSTEM (IDS) opens up completely new capabilities in seed row switching and saving on seed material.

With PRECISION COMBI SEEDING (PCS) we have integrated single-seed planting technology into a pneumatic seed drill.

Contents

	Page
Metering and distribution	4
IDS Intelligent Distribution System	8
Coulters	10
Harrow tines	13
PCS Precision Combi Seeding	14
Mounting configuration	18
Setup / Operation	20
Technical data / Equipment	23

Metering & Distribution

Precision for every seed material




High-volume seed tank

The AEROSEM seed tank features a large opening for filling. This enables rapid and trouble-free filling using Big-Bags or a front loader bucket. A wide sack support with handrail on top of the tank makes it easier to fill by hand. The rugged roller-tarpaulin serves as a dust-proof and rainproof cover that is convenient to open and close.

Fully equipped:


- Large tank volume of 274 gal / 1250 l
- Tank extension for additional 131 gal / 600 l (optional)
- Agitator for optimum seed material flow
- Exit flap for emptying residual seeds



Safe and convenient access

The wide operator platform enables safe access and easy supervision of the filling process. Access is gained using the fold-away steps on the left fitted with a stable handrail. A railing provides protection to the rear.





Output rates of 3.3 lbs /1.5 kg to 749 lbs / 340 kg

The AEROSEM metering system is designed for the highest precision to ensure accurate drilling.

The metering wheels for the different seed types can be changed quickly and easily using a quick-release.



Convenient calibration

The calibration system is fitted with a practical catch pan that is easy to use and saves time. The calibration flap is monitored by a sensor.

- Calibration using hand crank for mechanical metering drive.
- Calibration using control terminal for electrical metering drive.



Easy to empty

An exit shutter allows the tank to be completely emptied of seed.



High air volume protects the seed

The hydraulically-driven blower fitted as standard produces a high air output at an oil-flow rate of just 5.49 gal/min / 25 l/min. The high air volume guarantees consistently high drilling accuracy. The air stream protects the seed and its dressing. With a rugged casing made of thick aluminium plate, the blower is also suitable for planting maize.



Land wheel – accurate and reliable

On the mechanical metering system a land wheel ensures consistent and smooth drive of the infinitely-variable transmission submerged in oil. The land wheel runs within the width of the machine and does not need to be removed for road transport.



Electric metering drive for convenience

As an option, the electric metering drive system can be controlled using a DGPS speed signal. Seed flow rate can easily be adjusted from the tractor seat.

- Start and stop metering automatically with priming as standard for window-free output.
- Calibration at the push of a button with practical catch pan.



Unique distributor head

The seed is fed uniformly to the distributor in an air stream that passes up the riser tube. The design of the distributor guarantees exact division of the seed into each of the seed tubes.

- Standard row spacing is 4.9" / 12.5 cm.
- Non-controlled outlets can be blocked mechanically for wider row spacing.

Mechanical metering drive (standard)

Tramline switching can be selected between two and four rows per track. A funnel-shaped sleeve around the riser tube feeds the seed back into the air stream.

- The tramlines are engaged automatically using the COMPASS control system.

Electric metering drive and IDS distributor optional

When tramlines are engaged the seed falls into the funnel and is fed back into the air stream.


- Tramline engagement is controlled by POWER CONTROL or ISOBUS.
- The seed flow rate is reduced in proportion to the tramline rows by the electric metering drive system.





intelligent distribution system

Intelligent Distribution System



Flexibility that pays dividends

The newly-developed IDS system controls all outlets via the BUS system. This opens up completely new capabilities in seed row and tramline switching. In conjunction with POWER CONTROL or ISOBUS on the tractor and the electric metering drive, there are now no limits to flexible working in the field. The solution for seeding professionals. Awarded the DLG Silver medal at Agritechnica 2013.

Choose any of the following:

- Row spacing
- Tramline widths
- Track widths
- Special tramline switching
- Dual tramline systems
- Half rail switching left and right

6% lower seed consumption

IDS controls automatic seed flow reduction in the metering system during tramlining and half rail drilling. The excess seed is returned to the riser tube via the funnel system.

- Consistent number of seeds in each row
- Uniform crop development
- Seed savings of up to 6%.



Coulters

We ensure more content for higher output



Disc coulters

These dished single-disc coulters are mounted on twin-race tapered bearings with special seals. The adjustable, rotating scrapers are located behind to provide plenty of clearance to the side – easily handles large clods.

- Same coulters pressure on front and rear up to 55 lbs / 25 kg
- Precise depth tracking for perfect seed furrow
- Ideal seed placement for perfect growth
- Clog-free drilling thanks to 11.81" / 30 cm coulters spacing
- Wear-resistant cast coulters points



Suffolk coulters

Suitable for light soil with low levels of organic matter. A spring-loaded protective flap automatically covers the coulters if the machine moves backwards. The cast coulters points are wear-resistant.

- Coulters configuration 3-row, coulters spacing 9.84" / 25 cm
- Coulters pressure up to 55 lbs / 25 kg

Coulters pressure rollers

- For depth limitation and re-packing
- Quick-closure using interlock hook
- Straightforward pin-in-hole depth adjustment.



Central coulters pressure adjustment

A coulters pressure of up to 55 lbs / 25 kg can be applied to Suffolk coulters and single-disc coulters. Coulters pressure is adjusted on the left and right using an orientation scale. Precise tension spring matching ensures the same pressure is applied to the front and rear coulters.

- Ratchet wrench as standard




DUAL-DISC coulters

The large DUAL-DISC coulters cut right through surface trash to form a uniform, tidy furrow. Harvest residues are not pressed into the ground. The coulters elements on the inside ensure uniform seed placement even at higher driving speeds.

- All coulters are guided by pressure rollers.
- The coulters spacing of 9.84" / 250 mm provides a large clearance and smooth material flow even with large amounts of organic matter.
- Maintenance-free coulters system with same-length arms to ensure the same pressure front and rear.
- Coulters pressure up to 110 lbs / 50 kg
- Coulters pressure adjusted from rear central point on AEROSEM ADD.



Coulter types	Suffolk coulters	Single-disc coulters	DUAL-DISC dual-disc coulters
Coulter configuration	3-row	2-row	2-row
Coulter spacing	9.84" / 25 cm	11.81" / 30 cm	9.84" / 25 cm
Row spacing	4.92"/5.90" / 12.5 cm /15 cm	4.92"/5.90" / 12.5 cm /15 cm	4.92"/5.90" / 12.5 cm /15 cm
Disc diameter	-	12.59" / 320 mm	13.77" / 350 mm
Depth roller diameter	9.84" x 1,57" / 250 x 40 mm	9.84" x 1,57" / 250 x 40 mm	12.99" x 1,96" / 330 x 50 mm
Pressure per coulter	up to 55 lbs / 25 kg	up to 55 lbs / 25 kg	up to 110 lbs / 50 kg





Harrow tines

The strong harrow tines feature spiral springs for perfect results. Shocks are absorbed using maintenance-free rubber mountings. Damage is prevented if reversed inadvertently.

- Central tine-angle adjustment.
- Easy to use adjustment functions for depth and pressure.
- Outer tines can be retracted for 9.84' / 3.0 m or 13.12' / 4.0 m transport width.
- Can be used together with pressure rollers without additional adapters.



Standard single-row harrow tine

The tines are located between the seed rows. These tines are arch-shaped to prevent clogging even in heavy organic material. The edging tine pairs are slanted inwards for a seamless pass-on-pass finish.

'Perfekt' single-row harrow tine

'Perfekt' harrow tines are designed for an especially intensive levelling effect. Offset tine lengths smooth the surface over completely to ensure that seeds are definitely covered even when shallow-drilling. The result is uniform germination of every seed.

PCS

precision combi seeding

Precision Combi Seeding (PCS)
individual seed drilling technology



All-in-one for pure flexibility

PCS integrates individual seed drilling technology into a pneumatic seed drill, making you independent from single seed drills. This means more flexibility and more economical operation.

Awarded the DLG Silver medal at Agritechnica 2013.

A seed drill for 4 applications

- Cereal
 - Maize, sunflower seed without fertiliser
 - Maize with fertiliser
 - Maize with grass
-
- Reduction in investment costs by combining pneumatic seed drill with single seed drill
 - Multiple uses for machine combination
 - Saves running a separate single-seed drill
 - Independence from contractor
 - Reduction in fixed operating costs per hectare
 - Expansion to range of applications – high flexibility



Exact seed separation

Several single-seed metering elements are located beneath the add-on funnel. This hydraulically-driven system ensures exact seed separation. After they have been separated mechanically, the seeds are transported to the specially-developed injector. The air stream conveys the seed to the coulter.

- Easy adjustment of seeds per sq ft /m²
- Precise monitoring of seed distribution in furrow



Pneumatic seed transport

An air flap divides the air stream between the standard metering system and the PCS. Under pressure, the air system injector takes the individual seeds from the seed elevator and transports them at precise intervals to the coulters.

A seed flow sensor monitors reliable seed transport and indicates to the driver the accuracy of seed distribution in the furrow.



Perfectly placed

The DUAL-DISC coulters with its integrated seed furrow former ensures a perfect seed furrow. A stopper roller presses the seed into the furrow. A pressure roller controls re-packing and working depth. The seed placement depth can be adjusted centrally.

- No vertical drop
- Exact seed placement
- Seed does not roll along furrow
- Optimum cover
- Uniform germination



Fertilizer included

If required, fertilizer can also be applied using the standard metering system in a strip on either side of each seed row.

Alternatively, instead of fertilizer, grass seed can be deposited to protect against erosion.



One tank for all jobs

The seed tank is simply divided for single-seed drilling using PCS and demand-specific fertilization. The partition walls are repositioned quickly and easily using wing-nuts; no tools required.

The tank then offers space for 87 gal / 400 litres of seed (2 x 43 gal) / (2 x 200 l) and 175 gal / 800 litres of fertilizer.



Improving the environment and energy situation

- Minimises erosion by leaving behind a surface without marks
- Grass seed erosion protection drilled simultaneously in a single pass
- Fewer passes
- One-pass maize planting
- More efficient and saves more fuel
- Higher productivity
- Dressing dust goes directly into the furrow and is covered immediately

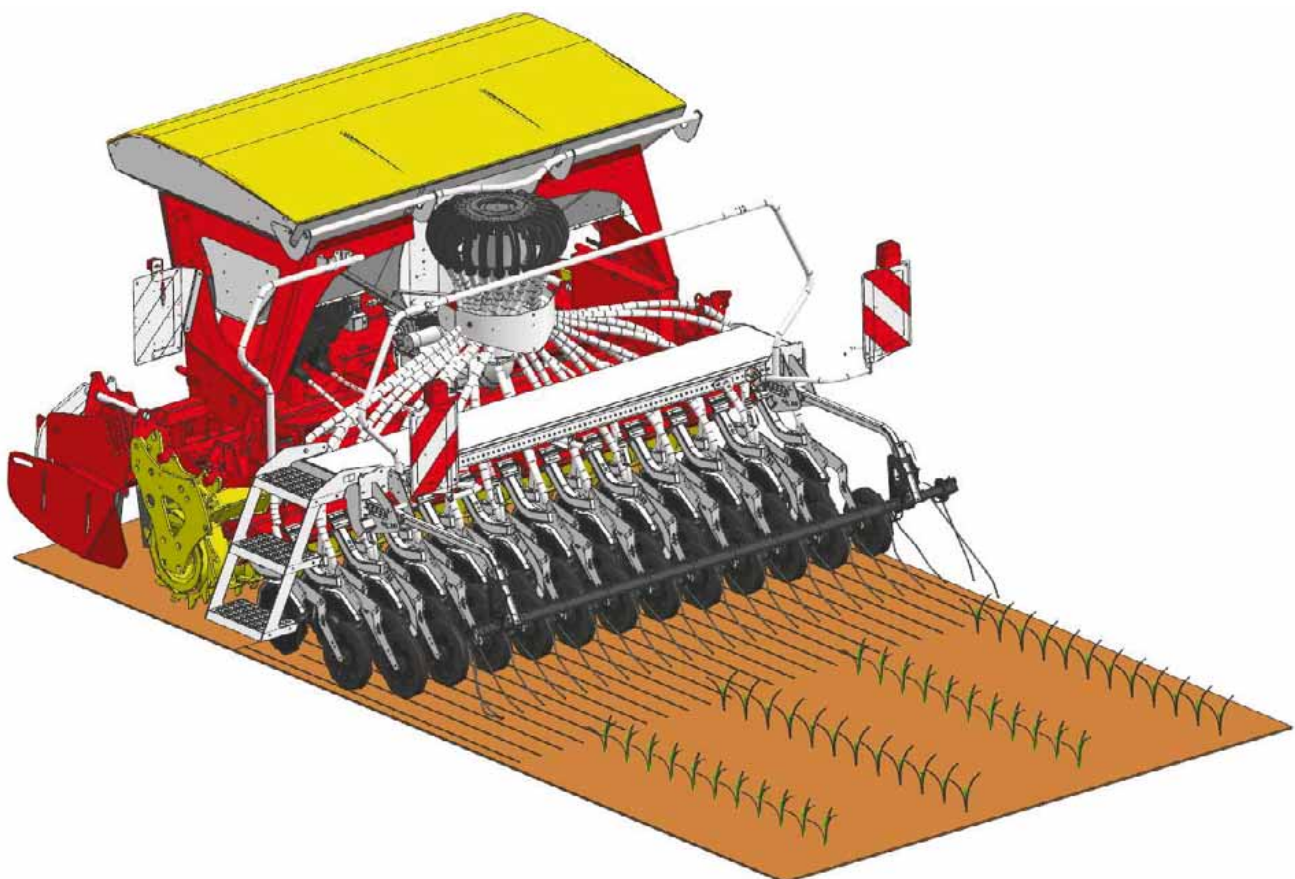


Number of rows AROSEM 3002 ADD

- Four rows, row spacing 29.52" / 75 cm
- Eight rows, row spacing 14.76" / 37.5 cm

Number of rows AROSEM 4002 ADD

- Five rows, row spacing 29.52" / 75 cm
- Ten rows, row spacing 14.76" / 37.5 cm





Mounting configuration

A perfect connection



Ideal centre of gravity

The compact design is possible thanks to the smallest gap between the coulter rail and power harrow roller. Mounted on the power harrow or short combo, the centre of gravity is placed far forward.

Seed drill and rear rollers are a unit

As a result the power harrow can move upwards on stony ground. The weight of the seed drill is borne by the rear roller to ensure optimum re-packing of the seedbed.

Easy to fit and remove

Parking standards are provided for convenient handling. Simply drive the power harrow under the AEROSEM to attach. This is then piggybacked when lifted and just needs to be secured in place. Two lugs on each side ensure secure attachment.

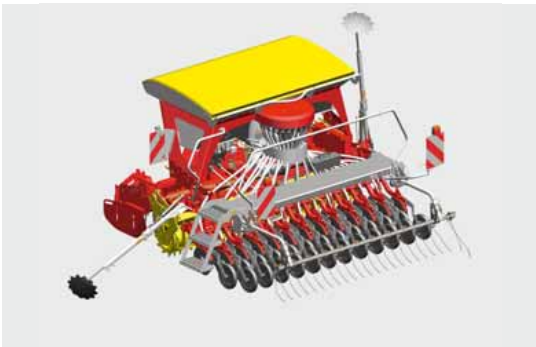
Power harrow easy to adjust

The AEROSEM is mounted on the rear roller and is guided by a top link. As a result the packer roller and seed drill form a compact unit and enable parallel guidance of the machine.

- The working depth of the power harrow to be adjusted without correcting the top link.
- Ground tracking at its best.

Easy setup and operation

Easy to set up ready for operation



Operated from left-hand side

From filling the seed tank and calibration through to emptying residual seed from the tank, all adjustments can be made on the left-hand side or rear of the machine. The adjustment controls are easily accessible and positioned ergonomically. Easy adjustment with everything close at hand saves time.

- Calibration system with output adjustment
- Calibration system with integrated freewheel for stationary calibration
- Access ladder for seed tank
- Transmission speed adjustment for mechanical metering

Metering on demand

The step-less gear mechanism is submerged in high viscosity oil for smooth, uniform seed flow, even at low speed.

- Quick and precise adjustment of drive speed
- Gear lever with finely-calibrated scale
- Crank rotations reduced during calibration (-50%)
- Hydraulic lifting optional



Marker disc

The 15.74" / 400 mm diameter scalloped marker disc provides a highly-visible marking centreline.

- Hydraulic control
- Mechanical transport interlock
- Shear bolt overload protection



Tracking marker

The marker can be mounted on the operator platform as an option, controlled by the tramline system.

COMPASS CONTROL

AEROSEM seed drills are fitted with mechanical metering drive systems as standard. The COMPASS CONTROL operator terminal controls and monitors the functions.

This robust terminal features an illuminated display and back-lit keys. All function keys are therefore clearly visible in the dark.

Functions:

- Electronic tramline system
- Calibration
- Speed indicator
- On-the-move and total hectare counter
- Metering wheel and tank level monitoring



Electrical metering drive and PCS

Take control of seed row switching and save seed material. POWER CONTROL and ISOBUS provide the full range of capabilities during drilling.

Control terminals

- POWER CONTROL
- PÖTTINGER CCI ISOBUS terminal
- Tractor ISOBUS terminal

Functions

- Priming
- Electrical calibration sequence
- Infinitely adjustable seed flow rate adjustment
- Seed flow adjusted from tractor seat
- Tank level measurement
- Blower and metering shaft monitoring
- Seed library

IDS functions

Unrestricted choice of all tramline settings

PCS functions

- Enter row spacing and seed/ha or gap between each seed in furrow
- Individual seed rows monitored by optical sensors
- Permanent display of average value and deviation of distribution in the furrow





	AEROSEM 3002 A	AEROSEM 3002 ADD	AEROSEM 4002 A	AEROSEM 4002 ADD
Working width	9.84' / 3.0 m	9.84' / 3.0 m	13.12' / 4.0 m	13.12' / 4.0 m
Seed coulters	20 / 24	20 / 24	26 / 32	26 / 32
Row spacing	5.90"/4.92" / 12.5 / 15 cm	5.90"/4.92" / 12.5 / 15 cm	5.90"/4.92" / 12.5 / 15 cm	5.90"/4.92" / 12.5 / 15 cm
Disc coulters diameter	12.59" / 320 mm	13.77" / 350 mm	12.59" / 320 mm	13.77" / 350 mm
Pressure per coulter	up to 55 lbs / 25 kg	up to 110 lbs / 50 kg	up to 55 lbs / 25 kg	up to 110 lbs / 50 kg
Pressure wheel diameter	9.84" / 250 mm	12.99" / 330 mm	9.84" / 250 mm	12.99" / 330 mm
Seed hopper volume	274 gal / 1250 l	274 gal / 1250 l	274 gal / 1250 l	274 gal / 1250 l
Volume with tank expansion	406 gal / 1850 l	406 gal / 1850 l	406 gal / 1850 l	406 gal / 1850 l
Transport width	9.84' / 3.0 m	9.84' / 3.0 m	13.12' / 4.0 m	13.12' / 4.0 m
Filling height	6.4' / 1.96 m	6.4' / 1.96 m	6.4' / 1.96 m	6.4' / 1.96 m
Filling opening	7.38' x 4' / 2.25 x 1.22 m	7.38' x 4' / 2.25 x 1.22 m	7.38' x 4' / 2.25 x 1.22 m	7.38' x 4' / 2.25 x 1.22 m
Power requirement	81 kW / 110 hp	103 kW / 140 hp	103 kW / 140 hp	140 kW / 190 hp
Weight	2195/2345 lbs / 996/1064 kg	2786 lbs / 1264 kg	-	-
Power Control	<input type="checkbox"/>	<input type="checkbox"/>	<input type="checkbox"/>	<input type="checkbox"/>
ISOBUS	<input type="checkbox"/>	<input type="checkbox"/>	<input type="checkbox"/>	<input type="checkbox"/>
IDS	<input type="checkbox"/>	<input type="checkbox"/>	<input type="checkbox"/>	<input type="checkbox"/>
Asymmetric tramline switching	<input type="checkbox"/>	<input type="checkbox"/>	<input type="checkbox"/>	<input type="checkbox"/>
Half-rail and tramline switching	<input type="checkbox"/>	<input type="checkbox"/>	<input type="checkbox"/>	<input type="checkbox"/>
PCS	<input type="checkbox"/>	<input type="checkbox"/>	<input type="checkbox"/>	<input type="checkbox"/>
Tramline markers	<input type="checkbox"/>	<input type="checkbox"/>	<input type="checkbox"/>	<input type="checkbox"/>
Seed tank expansion	<input type="checkbox"/>	<input type="checkbox"/>	<input type="checkbox"/>	<input type="checkbox"/>
Press rollers	<input type="checkbox"/>	<input type="checkbox"/>	<input type="checkbox"/>	<input type="checkbox"/>
Seed flow monitoring	<input type="checkbox"/>	<input type="checkbox"/>	<input type="checkbox"/>	<input type="checkbox"/>

■ = Standard, □ = Optional

All data not binding, equipment may vary from country to country.



We are where you are.

We offer our customers the best developed network of sales and service partners worldwide. Being local means that we can quickly supply our customers with spare parts and that our skilled personnel can optimally deliver and install the machinery.

Our services include:

- Original Inside Parts 24-hour ordering service online.
- Long-term stock keeping of spare parts.
- Expertise through regular training – for professional personnel.
- and much more...

Find out more from your PÖTTINGER dealership, or visit www.poettinger.at

**Alois PÖTTINGER
Maschinenfabrik GmbH**
Industriegelände 1
4710 Grieskirchen
Austria
Phone +43 7248 600-0
Fax +43 7248 600-2511
info@poettinger.at
www.poettinger.at

Alois PÖTTINGER UK Ltd.
15 St Marks Road, Corby
Northamptonshire, NN18 8AN
United Kingdom
Phone +44 844 561 0644
info.uk@poettingeruk.co.uk
www.poettingeruk.co.uk

POETTINGER Canada Inc.
650, Route 112
St-Cesaire, PQ J0L 1T0
Canada
Phone +1 450 469 5594
Fax +1 866 417 1683
sales.canada@poettinger.ca
www.poettinger.ca

POETTINGER US, Inc.
393 Pilot Drive
Valparaiso, IN 46383
USA
Phone +1 219 510-5534
Fax + 1 219 707-5412
sales.us@poettinger.us
www.poettinger.us

POETTINGER Australia PTY LTD
15 Fordson Road
Campbellfield, VIC 3061
Australia
Phone +61 3 9359 2969
sales.au@poettinger.com.au
www.poettinger.com.au

POETTINGER Ireland Ltd.
Industrial Estate
Cashel Rd., Clonmel, Co. Tipperary
Ireland
Phone +353 52 6125766
info.ie@poettinger.at
www.poettinger.ie

**Importer for New Zealand:
Origin Agroup**
PO Box 673, 57 Hautapu Road
Cambridge
New Zealand
Phone +64 7 823 7582
info@originagroup.co.nz
www.originagroup.co.nz

**Importer for South Africa:
VALTRAC**
Cnr. Water & Buiten Street
9585 Parys
South Africa
Phone +27 56 817 7338 7308
wynn@valtrac.co.za
www.valtrac.co.za


PÖTTINGER