


PÖTTINGER BOSS/EUROBOSS

Self loading wagons with conveyor tines



Find out more online!



97+102.02.1208





BOSS / EUROBOSS

Self loading wagons with split off-set feeding conveyor tine bars

BOSS and EUROBOSS loader wagons deliver smooth operation, high output and versatility.

Even in small operations, the highest quality of forage must be maintained. High forage quality ensures higher earnings.

The loader wagon is the undisputed forage harvesting process with the lowest operating costs. The Pöttinger conveyor tine system and advanced chopping system offer excellent crop protection.

Loss-free pick up and high loading performance with a low power requirement are the key features of these loader wagons with conveyor tines. They are especially suitable for bringing in daily forage requirements as well as for harvesting drier forages and straw. EUROBOSS with 31 knives guarantees a precise chop for high quality silage.



	Pages
Construction BOSS	4 – 5
Construction EUROBOSS	6 – 7
Transmission BOSS / EUROBOSS	8 – 9
Pick-up BOSS	10 – 11
Pick-up EUROBOSS	12 – 13
Loading system BOSS / EUROBOSS	14 – 15
Chopping unit BOSS	16 – 17
Chopping unit EUROBOSS	18 – 19
Unloading BOSS	20
Unloading EUROBOSS	21 – 23
Axles Tyres	24 – 25
Control systems	26 – 27
Technical data	28 – 29
Equipment	30 – 31

BOSS JUNIOR / LT



Drawbar versions

The drawbar can be infinitely adjusted to any tractor using turnbuckles. A low-slung drawbar is also available.

The parking wheel can be folded out of the way to provide clearance over large swaths. On the BOSS LT and EUROBOSS the parking wheel is mounted on the parking jack and can be folded up out of the way.



The hydraulically hinged drawbar (optional) with ground clearance of 23.62" / 600 mm under the pickup guarantees unobstructed driving over the clamp and on undulating ground.

On the EUROBOSS and BOSS LT the hinged drawbar is equipped with two hydraulic cylinders.



Design and construction

BOSS junior and BOSS LT are modern, low-slung, lightweight loader wagons featuring high output, reliability and convenience.

BOSS junior 17 and junior 22, the low-slung wagons are suitable for working on slopes, hold 600 or 777 cu ft / 17 or 22 m³ and have up to 12 knives.

The real all-rounders are the BOSS L 22 T with 777 cu ft / 22 m³, BOSS L 25 T with 883 cu ft / 25 m³ and BOSS L 28 T with 989 cu ft / 28 m³.

These low-slung loader wagons offer the latest chopping system featuring up to 16 knives.

Lightweight construction with big advantages



- The stable steel-section frame is designed for heavy-duty operations.
- A robust chassis with wide tyres and a braked axle provides adequate stability when operating on slopes.
- The strong metal walls are galvanised and plastic-coated. The special coating enables the forage to be unloaded smoothly and trouble-free.
- The dry forage extension is spring-loaded and therefore easily operated. A hydraulic folding mechanism is available on request for the BOSS L T.
- Tautly tensioned roof ropes ensure that no forage is lost.
- The tailgate is operated hydraulically from the driver's seat as standard.



EUROBOSS



The universal drawbar

The height of the universal drawbar can be adjusted using two turnbuckles. A hydraulically hinged drawbar is also available. Automatic interlocks prevent the hinged drawbar from lowering while it

is being unhitched. This also prevents the drawbar from raising of its own accord in the clamp.

The drawbar can carry a load of up to 1984 lbs / 900 kg.



Unbeatable design features

The world's leading loader wagon manufacturer offers a wide range from hay loader wagons to jumbo-sized silage wagons to meet the needs of all farming operations and contractors. And to meet demand Pöttinger has invested in a state-of-the-art loader wagon assembly line.

Pöttinger has built its reputation on using the highest quality materials. Only at Pöttinger will you find this quality of workmanship, stylish design and automotive paintwork.

Body construction



- The chassis on the EUROBOSS loader wagon is a bolted frame construction using 6.30x2.56x1.57x0.20 inch / 160x65x40x5 mm sections of fine-grained carbon steel.
- The side wall panels have been adopted from the JUMBO series. This guarantees the very best stability. In addition, closely-spaced pillars along the side walls provide extra strength. Smooth, slightly angled front panels ensure that all the forage is unloaded.
- To prevent forage loss, additional ropes are spanned between the dry forage extension slats. A tarpaulin at the rear allows the loading chamber to be completely filled up.
- Pöttinger provides a hydraulic-folding extension system to solve the problem of low entrances when driving into sheds. The tailgate is also operated hydraulically as standard and can be secured in place for low sheds.



BOSS / EUROBOSS



Transmission

- Input gearbox – The robust helix-cut gears are generously proportioned. Power is transmitted from the gearbox to the loading rotor and pick-up by a high-capacity roller link chain. The pick-up switches off automatically when raised.
- Loading unit drive – The loading tines are driven by a heavy-duty roller link chain with automatic tensioning system.
- Wide-angle universal joint PTO shaft is equipped with an overload clutch. Cam-type clutch on EUROBOSS – after PTO speed has been reduced the clutch engages to return to the original power level. A system that protects the whole driveline.
- The scraper floor drive is located on the side of the wagon; it is powered by the tractor's hydraulics and can be switched on and off from the rear of the wagon.
- Beater drives on EUROBOSS D: Mounted along the left-hand side of the wagon, these also drives the cross-conveyor belt.



Endurance testing

Pöttinger has set up a modern testing centre to simulate the harshest operating conditions and calculate material stress limits.

- The component testing station consists of precision dynamic pneumatic and hydraulic cylinders. Tools, frame constructions and chassis can be endurance-tested here. That's because Pöttinger only gives its customers the best.
- A key quality feature is the impact-resistant CIP powder coated finish. The powder-coated top-coat has proved itself in the field thanks to its elasticity and durability.
- Automotive paint quality in agricultural technology. That ensures a high resale value.



PICK-UP



Perfect ground tracking protects the sward

The pick-up cam track with its solid inner core is made of high-quality steel – not a casting. An inspection cover for rapid checking of the rollers and cam track comes as standard.

The cam rollers are mounted on sealed deep-groove ball bearings and designed to withstand heavy duty operation.



Transfer plates between the pick-up and the loading system allow dirt and stones to drop through – less contamination of the forage and reduced risk of damage to the knives.



BOSS junior and BOSS LT

The pickup, which has proven itself over many years of operation, gets a straight "A" rating.

The suspension system and precision tracking on uneven ground guarantee the forage is picked up cleanly.

Loading performance needs a clean start



- Outwardly curving pickup side plates route all the crop into the conveyor duct. The height-adjustable levelling plate ensures clean pickup with short-chopped forage.
- The pick-up switches off automatically when raised.
- The 15x6.00-6 pickup jockey wheels with 8 position settings are precisely in line with the contact point of the tines.
- The pick-up tines rake in a controlled arc over the ground. This protects the sward and guarantees tidy raking work.
- The pickup's optimum torsion properties and powerful countersprings enable it to adapt to uneven ground.
- The hydraulic lift system has two cylinders; one at each end
- The pickup is driven from the side by a heavy duty chain drive. A freewheel clutch protects the tines when reversing. The conveyor unit can be turned manually, e.g. for maintenance work, at the drive gear using the crank supplied.

BOSS junior:	5.09' / 1.55 m pickup width	4 rows of tines
BOSS L T:	5.41' / 1.65 m pickup width	5 rows of tines

PICK-UP



Perfect ground tracking protects the sward

The pneumatic jockey wheels (15x6.0-6) touch the ground at the point of tine contact and guide the pick-up perfectly over every undulation. Tandem jockey wheels and trailed jockey wheels (16x6.5-8) are also available.

The pick-up is raised hydraulically by two cylinders and switches off automatically when raised.

The pick-up is height-adjustable for straightforward adjustment to differing operating conditions. Weight alleviation

springs are provided so less pressure is exerted on the ground.

A levelling plate with swath roller ensures perfect forage flow even when loading at speed and with short and wet crop.



EUROBOSS – perfect ground tracking


5.91' / 1.80 m suspended pick-up optimised tine control

High driving speeds require a reliable and powerful pick-up. Only a clean crop can guarantee trouble-free fermentation for high quality digestible silage. Ground tracking and careful crop pick-up have been tested by Pöttinger in numerous trials. The result: a unique pick-up system with precision-engineered details for the best forage quality.

- The wide pick-up delivers incredible performance even with heavy or irregular swaths.
- When the pick-up is raised it switches off automatically with the loading tines.

Pendel-Pick-up

- Two hinged support links give the pick-up full mobility.
- 7.87' / 200 mm mobility enable it to adapt to very uneven ground.



- The pick-up features five tine arms and Super-C steel tines. The central metal support disc provides a high level of stability. The narrow tine spacing of 2.24" / 57 mm means that the forage is collected reliably even at high driving speeds.
- Tempered transfer plates separate dirt from the forage. This protects the chopping unit.
- The pick-up is controlled from one end by a cam track made of steel with a solid centre. The cam rollers with twin deep-grooved ball bearings are heavy duty designed for high quantities of forage. An inspection cover is integrated into the housing.



SUPERMATIC



Crop-friendly loading

The large cross-section of the feed passage and the rapid succession of conveyor tines guarantee more than just the highest loading performance.

This system is also particularly adept at handling green forage and hay with a great deal of care.




Loading system for EUROBOSS and BOSS

EUROBOSS – smooth and energy saving

Farmers demand smooth and problem-free loading. Forage is fed smoothly and continuously to the knife bank by split, offset conveyor tines. Centrally split conveyor tine banks result in a measurable reduction in drag: Separate gathering, offset chopping and staggered feed into the loading chamber means there are no load peaks even when all the knives are in operation.

- The loading system is fitted with three phases of hinged, off-set conveyor tines. Only very small forage batches are fed into the knife bank for a twelve-phase chopping sequence. **The result: smooth loading for high quality forage.**
- The conveyor tines with hardened bearing journals are mounted on wear-resistant bushes. The cam track is also hardened for an extended service life.



■ Thanks to the central splitting and off-set mounting of the conveyor tine banks, the load is distributed to the cam rollers and cam tracks on both sides. That protects the drive system and is the guarantee for durability.



- Four rows of conveyor tines can also be supplied on the EUROBOSS for even higher productivity (recommended when using 31 knives). With 4 rows of conveyor tines the tines can be lubricated using a central lubrication manifold.

BOSS junior and BOSS L T

The three rows of split conveyor tines and with a cam track at both ends of the rotor deliver the loading performance needed by the BOSS junior and BOSS L T.



SUPERMATIC




Knife protection

If a foreign body triggers the protection system, the knife is moved rearwards by up to 5.12" /130 mm with minimal resistance and then automatically springs back into position. The triggering force remains the same, regardless of where the foreign body strikes the knife.



The original with the serrated blade

The knives are made of hardened tool quality steel. Extended knife design ensures a trailing cutting action. The serration on one side ensures a precise cut even if the knife edge is blunt. The forage is always cut rather than torn off.



The BOSS junior and BOSS L T chopping system

A precision chop is the basis for high quality forage. It ensures better forage acceptance from your livestock and increases milk yield while saving on concentrates.

Perfect chopping – even on small loader wagons



- Guided chop: the incoming forage is always guided by the double tines on either side of each knife. **Each knife chops the forage exactly between the dual tines. The forage batches are chopped neatly** – even in wilted or damp, heavy crop.
- Easy knife replacement – on low slung models too – from inside the loading chamber: Raise the cover, disengage the knife and then tilt knife back or remove.



Chop quality:

BOSS Junior	4 knives (standard), maximum 12 knives	Knife spacing 4.72" / 120 mm
BOSS L T	4 knives (standard), maximum 16 knives	Knife spacing 3.31" / 84 mm

SUPERMATIC



Individual knife protection system



- Between the pick-up and the conveyor unit, small foreign objects can fall through the transfer plates.
- Larger foreign objects are pressed against the knives for a short time before the trip roller is released out of its detent.
- The resistance of the knife is suddenly reduced, which in turn protects the blade.
- After the object has passed through the chopping system, a spring pivots the knife back into its original position.
- The triggering pressure is independent of the size and point of contact of the foreign body.

EUROBOSS chopping system

Short chop for performance forage

A precise and consistent chop is the basis for the best silage quality. The unique solution from Pöttinger: the knife bank pivots out to enable rapid knife changes.

Foreign bodies are a danger to the most important element of the machine – the chopping system. Pöttinger protects the heart of the silage wagon with an innovative device – the patented foreign object protection system. Each knife is individually protected.


The dual-row knife bank is fitted with 16 knives in the top row and 15 knives in the lower row. Thanks to the double row configuration the power requirement is distributed evenly for a smooth cutting action.



Knife removal made easy

A hydraulic knife bank pivot system and the unique "Easy Move" pivoting knife bank is available as an option. There isn't a more convenient way to change knives.

- "Easy Move" – it's just so simple
- Undo the interlock pins and pivot the bank out to the side.
- Disengage the spring-loaded lever to remove and replace the knife.



EUROBOSS knife bank versions:

		Knife spacing
Bolt-on frame	6 blades	8.27" / 210 mm
Pivoting knife bank on above:	16 blades	3.39" / 86 mm
with pivoting knife bank below:	31 blades	1.69" / 43 mm

BOSS / EUROBOSS



BOSS junior, BOSS L – unloading

The hydraulic tailgate can be opened conveniently from the driver's seat using the control terminal. The tailgate is in the form of a swing-to tailgate which can be secured in place for low shed clearances to prevent it from folding upwards.

Once unloading is finished the tailgate is closed again hydraulically and locked in place.



Scraper floor

Set for many years of reliable operation

- **The scraper floor is equipped with two heavy-duty chains.** The heat-treated bars are closely spaced to ensure rapid and complete unloading.
- The load chamber floor is constructed of pressure-impregnated, durable wood. The boards are tongue-and-folding and are bolted to the frame.
- The hydraulic scraper floor ensures rapid, smooth and quiet unloading – without switching on the PTO. The scraper floor can also be switched on and off from the tailgate.



- Opening the tailgate conveniently from the driver's seat is a standard feature. The full cross-section of the tailgate is open to allow rapid and unrestricted unloading.

EUROBOSS



Unloading beaters (330 D)



A uniformly distributed blanket of forage is essential for perfect compression. The discharge system features three beaters to protect the machine and make life easier for the driver. A two-beater system is also available for working in clamps.

Automatic unloading system

A pressure sensor in the beater rotor bearings switches the scraper floor on and off automatically during unloading, so there's no stress on the driver.

Unloading with cross conveyor belt

Unload to the left or the right. The mechanically driven conveyor belt can easily be slid away under the wagon. Available as standard with the convenient ISOBUS-compatible Power Control system.

Unloading on demand

This high level of operating convenience is a trademark of Pöttinger machines. With EUROBOSS operators have a load taken off their shoulders in every working situation.

Multifunctional tailgate

- The hydraulically operated tailgate on EUROBOSS silage wagons is a well thought-out and convenient solution.
- The tailgate is opened and closed conveniently from the tractor seat by powerful hydraulic cylinders. A hydraulic check valve locks it in place. No mechanical interlock is required.
- **The tailgate fixing system (optional)** is ideal for low shed entrances. Using telescopic struts the opening angle of the tailgate can be fixed so it does not exceed the height of the wagon. The tailgate then only folds upwards to the rear. As a result you can unload the wagon inside low sheds.



BOSS / EUROBOSS



The tyres

Pöttinger has a wide range of tyres on offer to match your operating conditions.

BOSS junior

Standard 380/55-17 flotation

Optional 15.0/55-17 AS profile

Optional 19.0/45-17 AS profile

Optional 480/45-17 flotation

Optional 500/50-17 flotation

BOSS L

Standard 380/55-17 flotation

Optional 15.0/55-17 AS profile

Optional 19.0/45-17 AS profile

Optional 480/45-17 flotation

Optional 500/50-17 flotation

EUROBOSS

Standard 480/45-17 flotation

Optional 19.0/45-17 AS profile

Optional 500/50-17

The chassis

Increasing load volumes and transport speeds necessitate a robust chassis that protects the ground. Pöttinger has invested a great deal of effort in this issue. A rugged chassis with large surface area tyres is the answer.

Exceptional handling



Single-axle chassis Standard: BOSS junior, BOSS L, EUROBOSS 250 / 290 / 330 / 330 D

Tandem axles Standard: EUROBOSS 370, optional: EUROBOSS 290 / 330 / 330 D

The single-axle chassis

- These axles are designed for driving speeds of up to 24.85 mph / 40 km/h. A wide track width is especially advantageous for working on slopes. On the low slung version the single axle has a track width of 6.63' / 2020 mm; the tandem axle 83,86' / 2130 mm.

Suspended tandem axle with compensating linkage

- The compensating linkage distributes the pressure exerted on the ground evenly between the two axles. When driving over rough ground and while braking, the forces are split evenly to both axles.

Air brakes for single-axle and tandem-axle versions

- Tandem axles: The 4-wheel air brake system with automatic load-dependent braking system (ALB) ensures safe braking at high speed and with heavy loads. Single axle are equipped with a hand brake power regulator.

Hydraulic brakes

- Hydraulic brakes can also be supplied, depending on legislation in your country.



Top class control for EUROBOSS, BOSS junior and

Pöttinger has already made a name for itself with self-loading wagons that are convenient to operate. The control unit operates all loader wagon functions electro-hydraulically.

EUROBOSS

The electronic Pre-Select Control is standard equipment on EUROBOSS.

Requirement: two single-acting hydraulic services with pressure-free return line.



- Pickup
- Scraper floor
- Tailgate
- Extension for dry crop
- Hinged drawbar (optional)
- Tilting chopping system (optional)

Direct Control (optional) is the convenient electronic control system for all functions – load sensing-compatible. Simply press the On/Off button to switch between automatic loading and automatic unloading. These functions can be triggered directly – all you need is a single-acting hydraulic service with pressure-free return line.



Loading functions: red

- Pickup
- Scraper floor
- Wagon full signal
- Knife bank position (optional)

Unloading functions: green

- Tailgate
- Scraper floor
- Scraper floor speed

Permanent function: Black

- Hydraulically hinged drawbar (optional)
- Extension for dry crop



EUROBOSS D is equipped as standard with the ISOBUS-compatible Power Control operator terminal. All automatic and supervisory functions are controlled directly from the terminal. Error messages are also displayed. Data acquisition is integrated and can be transferred to your PC via the interface port.



Automatic loading system

- Load scraper floor
- Knife bank in
- Knife bank out
- Pickup up
- Pickup down
- Hydraulically hinged drawbar up
- Hydraulically hinged drawbar down

Online demo version:

www.pottinger.at/powercontrol

Automatic unloading (all functions)

- Scraper floor slow / fast
- Beater rotors on
- Cross conveyor belt on
- Scraper floor forward
- Open tailgate
- Close tailgate
- Stop

On / Off

Set: Hour/Load counter

BOSS junior and BOSS L

In-cab operation with pre-selects. Requirement: A double-acting hydraulic service or a single-acting hydraulic service with oil return line.



- Pickup
- Scraper floor
- Tailgate
- Hinged drawbar (optional)
- Dry crop extension (optional BOSS L)

Electro-hydraulic operation with Pre Select Control available for BOSS L

Requirement: One single-acting hydraulic hydraulic service. For scraper floor: A single-acting hydraulic service with oil return line or an electric scraper floor pre-set.



- Pickup
- Scraper floor
- Tailgate
- Hydraulically hinged drawbar (optional)
- Dry crop extension (optional)

Electro-hydraulic operation available for BOSS L | Electro-hydraulic operation for all functions



- Hydraulically hinged drawbar (optional)
- Pickup
- Scraper floor
- Tailgate
- Dry crop extension (optional)

Technical data



	Load capacity cu ft / m ³	DIN volume cu ft / m ³	Width pick-up	Knives (standard)	Knife spacing	Platform height
junior 17 T	600 / 17	406 / 11.5	5.09' / 1.55 m	12 (4)	4.72" / 120 mm	2.34' / 715 mm
junior 22 T	777 / 22	505 / 14.3	5.09' / 1.55 m	12 (4)	4.72" / 120 mm	2.34' / 715 mm
L 22 T	777 / 22	515 / 14.6	5.41' / 1.65 m	16 (4)	3.31" / 84 mm	2.34' / 715 mm
L 25 T	883 / 25	583 / 16.5	5.41' / 1.65 m	16 (4)	3.31" / 84 mm	2.41' / 735 mm
L 28 T	989 / 28	653 / 18.5	5.41' / 1.65 m	16 (4)	3.31" / 84 mm	2.41' / 735 mm



	Load capacity cu ft / m ³	DIN volume cu ft / m ³	Width pickup	Knives	Knife spacing	Platform height
250 T	883 / 25	568 / 16.1	5.91' / 1.80 m	31 (16 + 15)	1.69" / 43 mm	2.79' / 850 mm
250 H	883 / 25	568 / 16.1	5.91' / 1.80 m	31 (16 + 15)	1.69" / 43 mm	3.41' / 1040 mm
290 T	1024 / 29	660 / 18.7	5.91' / 1.80 m	31 (16 + 15)	1.69" / 43 mm	2.79' / 850 mm
290 H	1024 / 29	660 / 18.7	5.91' / 1.80 m	31 (16 + 15)	1.69" / 43 mm	3.41' / 1040 mm
330 T	1165 / 33	752 / 21.3	5.91' / 1.80 m	31 (16 + 15)	1.69" / 43 mm	2.79' / 850 mm
330 H	1165 / 33	752 / 21.3	5.91' / 1.80 m	31 (16 + 15)	1.69" / 43 mm	3.41' / 1040 mm
330 D-T	1165 / 33	724 / 20.5	5.91' / 1.80 m	31 (16 + 15)	1.69" / 43 mm	2.79' / 850 mm
330 D-H	1165 / 33	724 / 20.5	5.91' / 1.80 m	31 (16 + 15)	1.69" / 43 mm	3.41' / 1040 mm
370 T	1306 / 37	844 / 23.9	5.91' / 1.80 m	31 (16 + 15)	1.69" / 43 mm	2.79' / 850 mm
370 H	1306 / 37	844 / 23.9	5.91' / 1.80 m	31 (16 + 15)	1.69" / 43 mm	3.41' / 1040 mm



Loading area ft / m	Track width	Length	Width	Height raised	Height lowered	Weight lbs / kg
9.9x4.9 / 3.02x1.50	6.62' / 2020 mm	18.60' / 5670 mm	7.87' / 2400 mm	8.96' / 2730 mm	6.62' / 2020 mm	3637 / 1650
12.1x4.9 / 3.70x1.50	6.62' / 2020 mm	20.83' / 6350 mm	7.87' / 2400 mm	8.96' / 2730 mm	6.62' / 2020 mm	3858 / 1750
11.2x5.1 / 3.41x1.56	6.62' / 2020 mm	20.67' / 6300 mm	7.87' / 2400 mm	9.19' / 2800 mm	6.69' / 2040 mm	4519 / 2050
13.2x5.1 / 4.03x1.56	6.62' / 2020 mm	22.70' / 6920 mm	7.87' / 2400 mm	9.19' / 2800 mm	6.76' / 2060 mm	4806 / 2180
15.3x5.1 / 4.65x1.56	6.62' / 2020 mm	24.74' / 7540 mm	7.87' / 2400 mm	9.19' / 2800 mm	6.76' / 2060 mm	5071 / 2300



Loading area ft / m	Track width	Length	Width	Height raised	Height lowered	Weight standard axle lbs / kg
13.0x5.1 / 3.97x1.56	6.62' / 2020 mm	22.40' / 6830 mm	8.46' / 2580 mm	10.07' / 3070 mm	7.22' / 2200 mm	5511 / 2500
13.0x5.1 / 3.97x1.56	5.91' / 1800 mm	22.40' / 6830 mm	7.74' / 2360 mm	10.70' / 3260 mm	7.84' / 2390 mm	5511 / 2500
16.2x5.1 / 4.59x1.56	6.62' / 2020 mm	24.44' / 7450 mm	8.46' / 2580 mm	10.07' / 3070 mm	7.22' / 2200 mm	5732 / 2600
16.2x5.1 / 4.59x1.56	5.91' / 1800 mm	24.44' / 7450 mm	7.74' / 2360 mm	10.70' / 3260 mm	7.84' / 2390 mm	5732 / 2600
17.1x5.1 / 5.21x1.56	6.62' / 2020 mm	26.48' / 8070 mm	8.46' / 2580 mm	10.07' / 3070 mm	7.22' / 2200 mm	5952 / 2700
17.1x5.1 / 5.21x1.56	5.91' / 1800 mm	26.48' / 8070 mm	7.74' / 2360 mm	10.70' / 3260 mm	7.84' / 2390 mm	5952 / 2700
17.1x5.1 / 5.21x1.56	6.62' / 2020 mm	26.48' / 8070 mm	8.46' / 2580 mm	10.07' / 3070 mm	7.22' / 2200 mm	6944 / 3150
17.1x5.1 / 5.21x1.56	5.91' / 1800 mm	26.48' / 8070 mm	7.74' / 2360 mm	10.70' / 3260 mm	7.84' / 2390 mm	6944 / 3150
19.1x5.1 / 5.83x1.56	6.62' / 2020 mm	28.51' / 8690 mm	8.82' / 2690 mm	10.07' / 3070 mm	7.22' / 2200 mm	7275 / 3300
19.1x5.1 / 5.83x1.56	5.91' / 1800 mm	28.51' / 8690 mm	7.74' / 2360 mm	10.70' / 3260 mm	7.84' / 2390 mm	7275 / 3300

All data not binding, equipment may vary from country to country.

Standard & Optional Equipment

	Hydraulic hinged drawbar	Low-slung drawbar	6.3 / 160 mm towing eye extension for drawbar	Pickup trailing wheels
BOSS junior / BOSS L	<input type="checkbox"/>	<input type="checkbox"/>	<input type="checkbox"/>	-
EUROBOSS	<input type="checkbox"/>	<input type="checkbox"/>	<input type="checkbox"/>	<input type="checkbox"/>



■ = Standard, □ = Optional

	Individual knife Standard (+ = optional)	Bolt-on frame with 6 knives	16-knife bank and 15-knife bank	Hydraulically pivoting knife bank
BOSS junior / BOSS L	4 (+ 8) / 4 (+ 12)	-	-	-
EUROBOSS	-	<input type="checkbox"/>	<input type="checkbox"/>	<input type="checkbox"/>



■ = Standard, □ = Optional

	Tandem axles	Air brakes	Hydraulic brakes	Mudguard
BOSS junior / BOSS L	-	-	<input type="checkbox"/>	-
EUROBOSS	<input type="checkbox"/> / ■ 370	<input type="checkbox"/>	<input type="checkbox"/>	<input type="checkbox"/>



■ = Standard, □ = Optional

	Pre Select Control	Convenient operation Electro-hydraulic	convenient operation Direct Control	convenient operation Power Control
BOSS junior / BOSS L	<input type="checkbox"/> BOSS L	<input type="checkbox"/> BOSS L	-	-
EUROBOSS	-	-	<input type="checkbox"/>	■ 330 D / <input type="checkbox"/>



■ = Standard, □ = Optional

Pickup tandem jockey wheels	Pick up wind guard with swath roller	Rubber side guard for pickup	4 rows of conveyor tines with central lubrication
- / <input type="checkbox"/>	- <input type="checkbox"/>	- <input type="checkbox"/>	- <input type="checkbox"/>



Easy Move Knife Bank	Silage board for dry crop extension	Telescopic strut for securing tailgate	Tarpaulin for extension
- <input type="checkbox"/>	- <input type="checkbox"/>	- <input type="checkbox"/>	- <input type="checkbox"/>



15.0/55-17 AS profile tyres	19.0/55-17 AS profile tyres	480/45-17 Flotation+ tyres	500/50-17 Flotation+ tyres
<input type="checkbox"/>	<input type="checkbox"/> BOSS L	<input type="checkbox"/>	<input type="checkbox"/>
-	<input type="checkbox"/>	■	<input type="checkbox"/>



Cross conveyor belt for unloading
- <input type="checkbox"/> 330 D



Other optional fittings:

- Outline/limit lighting (vehicle licence)
- Load-sensing kit for EUROBOSS
- Suction cup mounting for Select / Direct Control
- 6.40' / 1950 mm track width for EUROBOSS H
- Emergency brake valve for hydraulic brakes
- Electronic scraper floor pre-set for Select Control
- Hydraulic extension for BOSS L
- 600/55R22.5 tyres for EUROBOSS 250 H / 290 H / 330 H
- 710/45R22.5 tyres for EUROBOSS 250 H / 290 H / 330 H

All data not binding, equipment may vary from country to country.



Supreme service

You can rely on us.

Wherever they are in the world, our customers can rely on a fully developed network of sales and service partners. This close proximity to the customer guarantees fast delivery of spare parts and also ensures professional machine set-up and handover by qualified specialists. We are on hand wherever you happen to be.

Our range of professional services:

- Original Inside parts. 24-hour ordering service online.
- Long-term stock of spare parts.
- Expertise through regular training – For professional personnel.
- and much more...

... find out more from your Pöttinger partner, or visit www.pottinger.at!



www.pottinger.at

**Alois Pöttinger
Maschinenfabrik GmbH**
Industriegelände 1
A-4710 Grieskirchen
Phone: +43 (0) 7248/600-0
E-mail: landtechnik@pottinger.at

Alois Pöttinger UK Ltd
St Marks Road, Corby
Northamptonshire NN18 8AN
England
Phone: +44 (0) 844 561 0644
E-mail: info@pottingeruk.co.uk
www.pottingeruk.co.uk

Pöttinger Canada Inc.
650, Route 112
St-Cesaire, J0L 1 T0, PQ
Phone: (450) 469-5594
E-Mail: sales.canada@pottinger.ca
Web: www.pottinger.ca

Pöttinger US Inc.
393 Pilot Drive
Valparaiso, IN 46383
Phone: (219) 510-5534
E-mail: sales.us@pottinger.us
www.pottinger.us

Pöttinger Australia P/L
15 Fordson Road
Campbellfield, VIC 3061
Phone: +61 3 9359 2969
E-mail: sales.au@pottinger.com.au
www.pottinger.com.au

Importer for Ireland:
T. Traynor & Sons Ltd.
Cashel Road, Clonmel
Co. Tipperary
Phone: +353 (0) 52 / 257 66
E-mail: info@traynor.ie

Importer for New Zealand:
Origin Agroup
PO Box 673, 57 Hautapu Road
Cambridge – New Zealand
Phone: +64 7 823 7582
E-mail: info@originagroup.co.nz
www.originagroup.co.nz

Importer for South Africa:
Valtrac Parys (Pty) Ltd.
Cnr. Water & Buiten Street
9585 Parys
Phone: +27 (0) 56 817 7338 / 7308
E-mail: sales@valtrac.co.za
www.valtrac.co.za