




AMAZONE

Rotary harrow ***KE 02 Rotamix***





**Welcome to the world of
perfect seedbed preparation:
The KE 02 rotary
harrow from AMAZONE**



AMAZONE

KE 6002-2



Master seedbed preparation with the KE 02 rotary harrow from AMAZONE

The perfect seedbed. Fine-crumbed, loose soil in which the seed can be placed at exactly the right depth for optimum percentage emergence. Only a rotary harrow or rotary cultivator can achieve this level of perfection.

The KE 02 from AMAZONE efficiently transfers the power of the tractor to the implement. With the “trailing” tines, any soils can be reliably cultivated and optimally reconsolidated with the right roller. The KE 02 from AMAZONE is the master of perfect seedbed preparation, either in solo operation or in combination with the D9, Cataya, Centaya, Avant 02 or Precea-A seed drills from AMAZONE.

The Rotamix concept

Levelling and crumbling for the perfect seedbed

1. 4 tool carriers per metre of working width complete with “trailing” tines ensure an optimum levelling and crumbling for the perfect seedbed



| Model overview | KE 02-150 Rotamix | KE 02-190 Rotamix | KE 02-240 Rotamix | KE 02-2-300 Rotamix | KE 02-2-400 Rotamix |
|-------------------|-------------------|-------------------|-------------------|---------------------|---------------------|
| Working width (m) | 2.5 or 3 | 3, 3.5 or 4 | 3 or 4 | 4, 4.5, 5 or 6 | 6 |
| Power input (hp) | up to 150 | up to 190 | up to 240 | up to 300 | up to 400 |
| Beam | rigid | rigid | rigid | folding | folding |

2. Easy attachment to the drill in just a few seconds with the QuickLink quick coupling system or “Liftpack” option.



3. Wide range of rollers for ideal reconsolidation under all conditions.

4. Compact design and a weight-optimised build for a low lift power requirement with a centre of gravity close to the tractor.

5. Quick+Safe system: quick-change tine system for fast and safe tine replacement.

KE 02 Rotamix rotary harrow



MORE INFORMATION
KE 02 Rotamix
www.amazone.net/ke02



KE 02 PRODUCT
FILM
Find out more



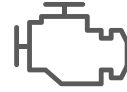
KE 02-2 PRODUCT
FILM
Find out more



2.5 to 6 m



4 tine carriers per metre
of working width



Up to 400 hp



Up to 10 km/h

High performance for the perfect seedbed

Used in active seedbed preparation, the KE 02 Rotamix rotary harrow from AMAZONE works with maximum reliability and efficiency in combination with a seed drill or on its own. The wide range of rotary harrow models, plus a variety of packer rollers, means that the entire soil tillage tool can be perfectly adapted to any location. This is how seedbed preparation works!



OUTPUT

High performance!

Excellent levelling thanks to 4 tools per metre of working width.



COMFORT

User-friendly!

Proven Quick+Safe quick-change tine system and integrated overload safety device.

Comfortable adjustment using the universal QuickLink quick coupling system.



ROBUSTNESS

Sturdy!

Robust design with the tine carrier and shaft forged from one piece.

Rotamix and Quick+Safe system

The optimum combination for your rotary harrow

The Rotamix system – close-coupled, compact and robust

The KE 02 has 4 tine carriers per metre of working width. The incoming power is evenly distributed across these rotors. The trailing tines produce an excellent crumb structure and level the soil surface perfectly. The new KE 02, equipped with the Rotamix system, demonstrates its advantages primarily on heavy ground and is ideal for optimum seedbed preparation, especially after the plough.

The 4 tine carriers per metre working width means a small spur gear diameter. As a result, it makes for a very compact design of the rotary harrow trough possible.

The short design of the rotary harrow reduces the leverage effect on the tractor. This means any harrow-mounted seed drill is positioned very close to the tractor when used in combination. The lift power requirement is lower than that of other rotary harrows, which also makes a positive impact on the need for front ballasting.

KE 3002-240 Rotamix
with 12 tine carriers



Quick-System

Quick-change tine system

The tines are simply pushed into the sockets of the tine carrier and secured with a lynch pin. It couldn't be easier or quicker. There are no tine fixing bolts that require retightening. The tines are forged from special hardened steel and are yet elastic and extremely wear-resistant.

Safe-System

Integrated stone protection

The sprung tine fixing system allows the tines to yield when stones are encountered. The tines are firmly clamped in the socket through the centre of the tine carrier. This socket becomes wider towards the outside, so that the horizontal part of the tine can twist out of position. Much of the shock is thus absorbed when the tip of the tine hits a stone. This tine fixing system ensures safe operation in stony soils.

DirectDrive gearbox

High-performance drive – no power redirection, direct transmission of power

Higher tractor horsepower categories

The heart of the new KE 02 is the DirectDrive gearbox, through which a higher power flow can be transmitted directly to the spur gears driving the rotary harrow tines. As in the case of the KX and KG rotary cultivators, there is no power redirection, thereby ensuring excellent low-wear power transmission. The main gearboxes are mounted on both wings of the folding KE 02-2. The rotary harrow can be used at PTO shaft input speeds of 540/750/1000. Exchange gear sets for other rotor speeds are possible. Higher speeds improve the crumbling performance.



1. **Compact spur gear trough with a rigid construction**
Spur gears with a reduced diameter, slimline design, a robust shaft diameter of 45 mm, a trough wall thickness of 6 mm and a double-skinned trough bottom
2. **Tine carriers forged from a single piece**
3. **Quick+Safe system: quick-change tine system with integrated stone release**
4. **KE "trailing" tines with a length of 290 mm**


Roller models

Not too much and not too little – localised reconsolidation

SW cage roller 520 mm Ø

The SW cage roller is a reliable, inexpensive entry-level roller with a particularly low weight. Reconsolidation takes place transverse to the direction of travel with good crumbling and an open surface structure.


- ✔ Reconsolidation at depth
- ✔ Extremely lightweight entry-level roller, ideal for smaller tractors
- ✔ Good crumbling and a guaranteed self-driving effect



PW tooth packer roller 500/600 mm Ø

The PW tooth packer roller has a good self-driving effect and, with its leading teeth, offers a good reconsolidation across the entire surface. The tooth packer roller is extremely versatile due to these features.


- ✔ Reconsolidation across the entire soil surface
- ✔ Runs blockage-free on sticky soils and where there is a lot of straw
- ✔ As standard with hard-metal coated, wear resistant scrapers
- ✔ Low scraper position ensures a smooth soil surface even in wet soil conditions



TRW trapezium ring roller 500 mm / 600 mm Ø

With its trapezium shaped rings, the TRW trapezium ring roller offers strip-wise reconsolidation. Due to its good carrying ability, the trapezium rings are prevented from sinking in too deep on light soils.

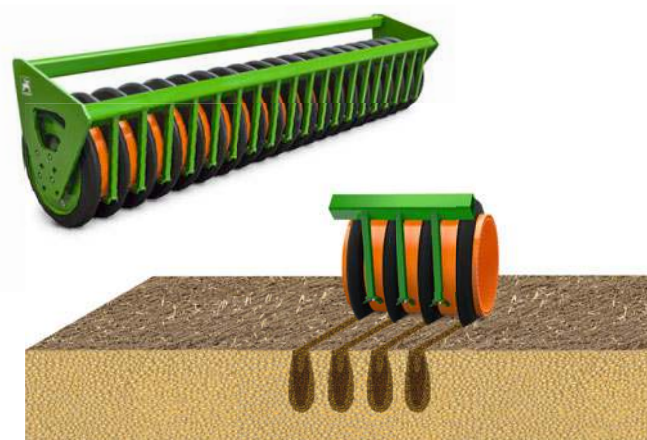
- ✔ Good carrying ability
- ✔ Reconsolidation in strips
- ✔ Sufficient fine soil
- ✔ As standard with hard-metal coated, wear resistant scrapers



KW wedge ring roller 520 mm / 580 mm Ø

The KW wedge ring roller has a wide range of applications. Its design ensures reconsolidation in strips in almost all soils under any conditions. There is no chance of sticking, clogging or blocking up.


- ✔ Universal use in all soils and conditions
- ✔ Reconsolidation in strips
- ✔ Sufficient loose soil is available for optimum seed coverage, even on heavy ground
- ✔ Ideal for any weather, wet or dry
- ✔ Smooth coulter travel due to the pre-formed seed furrow



KWM wedge ring roller with Matrix tyre profile 600 mm Ø

The KWM wedge ring roller provides an extremely good self-driving effect from its Matrix profile. The roller produces more fine soil for the seedbed due to the Matrix profile.

- ✔ Reconsolidation in strips
- ✔ Matrix profile for improved self-driving effect
- ✔ Improved crumbling even under tough conditions
- ✔ Smooth coulter travel due to the pre-formed seed furrow
- ✔ Ideal for any weather, wet or dry



**Seed drill combinations –
always better from a single source!**

Equipped for precision and comfort!



3-point headstock with fixed lower link carriers

The headstock of the KE 02-150 and KE 02-190 has Category 3N fixed lower link carriers. The load capacities are slightly lower than those of the headstock of the KE 02-240. As a result, it cannot be combined with the Centaya Super. On the other hand, the headstock can be optimally combined with the familiar "Liftpack" system.

Manual working depth adjustment

Since the roller and the levelling board are guided in parallel, the working depth can be set very easily and independently. The working depth can be comfortably tailored to the field and operating conditions without the need for tools by means of a quadrant giving the finest of settings. Mechanical working depth adjustment is available for all KE 02 models.



Mechanical depth adjustment



3-point headstock with extendable lower link carriers

Extendable lower links allow the KE 02-240 to be individually aligned to any tractor size. This also facilitates attachment of tractor wheel mark eradicators. Furthermore, the lower links can be adjusted to CAT. 3 or CAT. 3N linkage dimensions.

Hydraulic working depth adjustment

The optional hydraulic working depth adjustment for all rigid KE 02 models offers the driver even more comfort and possibilities. This allows the rotary harrow to be easily tailored to the field and operating conditions from the tractor cab whilst on the move. A scale ensures optimum control of the working depth.



Hydraulic depth adjustment



- ❗ “The roller now guides the levelling board for height. So readjustment is not necessary when the rotary cultivator is made to work deeper.”

(“dlz agrar magazine” Mechanics meets Electronics · 01/2017)

Levelling board

The levelling board levels the soil flow between the tines and the roller pressing any obstacles downwards. With the universal operating tool, the height of the levelling board can be adjusted with ease.

The benefits:

- ✔ Independent height control parallel to the roller
- ✔ Integrated overload safety protection allows for movement upwards
- ✔ Optionally, the levelling board can also be removed

Track markers on the soil tillage implement

When using the optional track markers, we recommend mounting them directly on the implement. The forward mounting position not only optimises the centre of gravity of the implement but also allows them to be used in solo operation.

Road lighting kit

The optional front and rear lights for road use mean that the rotary harrows comply with all the requirements for safe transport.



- ❗ “The depth of the lower wear plate can be comfortably readjusted: slacken the bolts and push the plate into the desired “notch”, retighten bolts – finished.”

(“dlz agrar magazine” Test report Cataya Super · 01/2017)

Side plates

The newly developed side plates are spring-loaded. Thanks to their suspension, the side plates can be adjusted via a slotted hole and easily exchanged when worn. The universal setting tool supplied as standard is all that is needed to make the adjustment.

The benefits:

- ✔ Convenient depth adjustment
- ✔ The spring-loaded guidance makes movement upwards possible

Tractor wheel mark eradicators

For operation on compaction-sensitive soils and at a reduced working depth, the optionally available tractor wheel mark eradicators make sense. The position of the tractor wheel mark eradicators can be adjusted horizontally and vertically. The overload safety device ensures a constant trip force. The narrow, diamond and wing shares are available as soil-engaging points.



Tractor wheel mark eradicators

QuickLink quick coupling system

Quick combination changeover for rigid models



KE 4502-2-300 rotary harrow with Avant 02 seed drill combination and FTender 1600 front-mounted hopper

Thanks to the intelligent QuickLink quick-coupling system for all harrow-mounted drills and seeders, the sowing combination can be separated with ease in just a few minutes. The 3 easily accessible coupling points of the QuickLink system ensure fast, safe tool-free coupling and uncoupling.

As a result, the soil tillage machines are also perfect for solo use. Seed drills with mechanical fan drive can also be used in combination with the KE 02 thanks to the PTO through drive shaft.




Cataya Special, Cataya Super drill combinations



Centaya Special, Centaya Super drill combinations



Avant 02 drill combination with mounted front hopper



QuickLink



QuickLink quick coupling system



Soil tillage models

KE 02 rotary harrow

KX/KG rotary cultivator

CombiDisc compact disc harrow

Rollers

PW tooth packer roller

TRW trapezium roller

KW wedge ring roller

KWM wedge ring roller with Matrix tyre profile

Seed drills

Cataya conventional harrow-mounted seed drill

Centaya pneumatic harrow-mounted seed drill

Avant 02 pneumatic harrow-mounted front hopper seed drill

Precea-A precision air seeder



Precea-A precision air seeder



D9 mounted seed drill

The D9 mounted seed drill can also be very easily and quickly connected to the various soil tillage options from AMAZONE without the need for tools via the "Liftpack" system.

Discover the possibilities

Always the right machine

The wide variety of KE 02 Rotamix rotary harrow models enables AMAZONE to offer reliable rotary harrows tailored to your needs. Combined with a seed drill, or for solo use, the soil tillage implements stand for uncompromising reliability and quality.

With various models of roller available, it is possible to specify a complete combination of soil tillage tool and drill that are perfectly matched to the prevailing soil conditions.

KE 02-150 Rotamix

| Model | Power input (hp) | Working width (m) | QuickLink |
|-------------|------------------|-------------------|-----------|
| KE 2502-150 | up to 150 | 2.5 | ✓ |
| KE 3002-150 | up to 150 | 3 | ✓ |

KE 02-240 Rotamix

| Model | Power input (hp) | Working width (m) | QuickLink |
|-------------|------------------|-------------------|-----------|
| KE 3002-240 | up to 240 | 3 | ✓ |
| KE 4002-240 | up to 240 | 4 | ✓ |

KE 02-190 Rotamix

| Model | Power input (hp) | Working width (m) | QuickLink |
|-------------|------------------|-------------------|-----------|
| KE 3002-190 | up to 190 | 3 | ✓ |
| KE 3502-190 | up to 190 | 3.5 | ✓ |
| KE 4002-190 | up to 190 | 4 | ✓ |

KE 02-2-300 Rotamix

| Model | Power input (hp) | Working width (m) | QuickLink |
|----------------|------------------|-------------------|-----------|
| KE 4002-2-300* | up to 300 | 4 | – |
| KE 4502-2-300* | up to 300 | 4.5 | – |
| KE 5002-2-300* | up to 300 | 5 | – |
| KE 6002-2-300* | up to 300 | 6 | – |

KE 02-2-400 Rotamix

| Model | Power input (hp) | Working width (m) | QuickLink |
|----------------|------------------|-------------------|-----------|
| KE 6002-2-400* | up to 400 | 6 | – |

* The seeding system and KE can be separated manually within 30 minutes



KE 3002-150 rotary harrow



KE 3002-190 rotary harrow



KE 3002-240 rotary harrow



KE 6002-2-400 rotary harrow

KE 02-2 Rotamix folding rotary harrows

For efficient sowing with the Precea and Avant

High work rates

With the KE 4002-2-300, KE 4502-2-300, KE 5002-2-300, KE 6002-2-300 and KE 6002-2-400, AMAZONE offers new models which have been developed primarily for high work rates. The rotary harrow is very efficient, thanks to its working width of up to 6 m. Quick folding to a 3 m transport width also ensures rapid and safe transport between fields. The machines are designed for use with the Avant 02 harrow-mounted seed drill combination.

Models with a working width of 4.5 m can also be used with the Precea precision air seeder.

Higher tractor horsepowers are possible with the DirectDrive gearbox

There is no power redirection in the geartrain of these machines, thereby ensuring excellent low-wear power transmission. An individual DirectDrive gearbox is mounted to each side wing. The rotary harrow can be used with a PTO speed of 1000 rpm. Exchange gear sets enable the tine carrier speed to be adapted to the different soil conditions.

Combination options for the various models

| Model | Lower link mounting | D9 (Liftpack) | Cataya Special | Cataya Super | Centaya Special | Centaya Super | Avant 02 | Precea-AFCC |
|---------------|---------------------|---------------|----------------|--------------|-----------------|---------------|----------|-------------|
| KE 2502-150 | rigid | ✓ | – | – | – | – | – | – |
| KE 3002-150 | rigid | ✓ | ✓ | ✓ | ✓ | – | ✓ | – |
| KE 3002-190 | rigid | ✓ | ✓ | ✓ | ✓ | – | ✓ | – |
| KE 3502-190 | rigid | ✓ | – | – | ✓ | – | – | – |
| KE 4002-190 | rigid | ✓ | – | ✓ | ✓ | – | ✓ | – |
| KE 3002-240 | extendable | ✓ | ✓ | ✓ | ✓ | ✓ | ✓ | ✓ |
| KE 4002-240 | extendable | ✓ | – | ✓ | ✓ | ✓ | ✓ | – |
| KE 4002-2-300 | rigid | – | – | – | – | – | ✓ | – |
| KE 4502-2-300 | rigid | – | – | – | – | – | ✓ | ✓ |
| KE 5002-2-300 | rigid | – | – | – | – | – | ✓ | – |
| KE 6002-2-300 | rigid | – | – | – | – | – | ✓ | – |
| KE 6002-2-400 | rigid | – | – | – | – | – | ✓ | – |

KE 02 Rotamix / KE 02-2 Rotamix rotary harrow

| Model | Working width (m) | Transport width (m) | Power requirement from (kW/hp) | For tractor output up to (kW/hp) | Number of tine carriers | Basic weight without roller from (kg) | Basic weight with roller KW 580 from (kg) |
|---------------|----------------------|------------------------|--------------------------------------|--|----------------------------|--|--|
| KE 2502-150 | 2.50 | 2.50 | 48/65 | 110/150 | 10 | 970 | 1,390 |
| KE 3002-150 | 3.00 | 3.00 | 55/75 | 110/150 | 12 | 1,040 | 1,530 |
| KE 3002-190 | 3.00 | 3.00 | 59/80 | 140/190 | 12 | 1,040 | 1,550 |
| KE 3502-190 | 3.50 | 3.50 | 66/90 | 140/190 | 14 | 1,120 | 1,700 |
| KE 4002-190 | 4.00 | 4.00 | 66/90 | 140/190 | 16 | 1,260 | 1,930 |
| KE 3002-240 | 3.00 | 3.00 | 59/80 | 176/240 | 12 | 1,060 | 1,580 |
| KE 4002-240 | 4.00 | 4.00 | 66/90 | 176/240 | 16 | 1,280 | 1,950 |
| KE 4002-2-300 | 4.00 | 3.00 | 88/120 | 220/300 | 16 | 2,401 | 3,105 |
| KE 4502-2-300 | 4.50 | 3.00 | 110/150 | 220/300 | 18 | 2,541 | 3,372 |
| KE 5002-2-300 | 5.00 | 3.00 | 132/180 | 220/300 | 20 | 2,624 | 3,474 |
| KE 6002-2-300 | 6.00 | 3.00 | 147/200 | 220/300 | 24 | 2,860 | 3,822 |
| KE 6002-2-400 | 6.00 | 3.00 | 147/200 | 294/400 | 24 | 2,860 | 3,822 |

Packer rollers

| Model | Cage roller | | Tooth packer roller | | | | | | Trapezium ring roller | | | Wedge ring roller | | | | Wedge ring roller with matrix tyre profile | | |
|--------------------------|-------------|------|---------------------|------|------|--------|------|------|-----------------------|---------|------|-------------------|--------|------|------|--|------|------|
| | SW 520 | | PW 500 | | | PW 600 | | | TRW 500 | TRW 600 | | KW 520* | KW 580 | | | KWM 600 | | |
| Working width (m) | 3.00 | 4.00 | 2.50 | 3.00 | 4.00 | 3.00 | 3.50 | 4.00 | 3.00 | 3.00 | 4.00 | 3.00 | 3.00 | 3.50 | 4.00 | 3.00 | 3.50 | 4.00 |
| Diameter (mm) | 520 | | 500 | | | 600 | | | 500 | 600 | | 520 | 580 | | | 600 | | |
| Base weight from (kg) | 280 | 349 | | | | | | | | | | | | | | | | |
| with 12.5 cm row spacing | – | – | 330 | 388 | 504 | 516 | 598 | 674 | 534 | 638 | 828 | 341 | 521 | 580 | 668 | 529 | 606 | 669 |
| with 15.0 cm row spacing | – | – | – | – | – | – | – | – | 494 | 592 | – | – | 481 | – | – | 500 | – | – |
| with 15.4 cm row spacing | – | – | – | – | – | – | – | – | – | – | 759 | – | – | – | 603 | – | – | 638 |

*only for row spacings of 12.5 cm and a working width of 3 m

Illustrations, content and technical data are not binding and may differ depending on the level of equipment. Country-specific road traffic regulations apply and must be complied with, meaning that special approval may be required. The permissible axle loads and total weights of the tractor should be checked. Not all the listed combination options are possible with all tractor manufacturers.



AMAZONE



Illustrations, content and technical data are not binding and may differ depending on the level of equipment. Country-specific road traffic regulations apply and must be complied with, meaning that special approval may be required. The permissible axle loads and total weights of the tractor should be checked. Not all the listed combination options are possible with all tractor manufacturers.



AMAZONEN-WERKE H. DREYER SE & Co. KG

P. O. Box 51 · 49202 Hasbergen-Gaste/Germany

Phone +49 (0)5405 501-0 · Fax +49 (0)5405 501-193