



MK RANGE

BROWN GOLD AT YOUR FINGERTIPS

We innovate and develop our products every day to improve their performance and provide you with effective solutions. Solid organic matter of all types (manures, composts, dry and wet droppings, green waste, etc.) cater perfectly for the needs of your plants in terms of nitrogen, phosphorus and potassium (N, P, K) when correctly spread and used at the right time.

The origin, density and dry matter content of manure, compost and digestate differ. Our range of MK solid spreaders is designed to meet the challenges of spreading both dense and light products.

Fully galvanised, our spreaders offer a loading volume of between 10 and 24 m³.



SOLID SPREADING

1 - Design	04
2 - Chain floor	07
3 - Comfort and safety	08
4 - Beaters	10
5 - Rear door(s)	12
6 - Rear hood	13
7 - Side deflector(s)	14
8 - Spreading table	15
9 - Control systems	18
10 - Options	20
11 - Technical specifications	22
12 - Services	24
13 - Pichon Academy	26
14 - SAMSON AGRO SASU	27

EXTREMELY ROBUST



A WORKHOUSE AT YOUR SERVICE

Farmers, cooperatives, contractors: our MK range of spreaders is made for you. The models, with a real capacity of 10 to 24 m³, offer a working width of up to 20 m. **Specially designed for intensive use, this solid organic fertiliser spreader is known for its robustness and versatility.** We have designed the equipment to ensure quality spreading and high output. To try it is to embrace it!

YOU CAN TRUST IT BLINDLY

100% galvanised, the MK range is renowned for its robustness. Whatever the operating conditions, it will handle them. **On the road, in hilly terrain, on uneven ground, your MK is not afraid of anything.** Thanks to its Heavy Duty design and technical solutions the MK spreader range will fulfill your spreading demands, even in the most challenging products.



INTELLIGENT DESIGN

THOUGHT OUT IN EVERY DETAIL

The narrow body is combined with a high frame height and large diameter vertical beaters. This design prevents manure from arching against the crossbar. The box design optimises the loading volume and facilitates the discharge of the fertiliser. **Maximise your output by adding wooden or steel extensions.**

Our spreaders can be equipped with large diameter wheels to limit the need for tractive power or with large width wheels to minimise soil compaction and facilitate loading.

The MK spreader offers an excellent compromise between spreading width, power requirements and spreading quality. It fulfils its mission: to spread all types of products consistently.

AN ALL-TERRAIN SPREADER

The MK20, MK25 and MK30 models meet the needs of small and medium-sized farms. Designed for mountainous or hard-to-reach areas, these models are among the lowest centre of gravity spreaders on the market for this capacity type. With a loading height of less than 2 meters, the MK spreader can easily be loaded. **The low centre of gravity gives the spreader optimum stability in all terrains.**

YOUR REQUIREMENTS, OUR STANDARDS

Panoramic grid

Optimum visibility of the spreader box discharge

Extensions

Designed for wooden or steel extensions

Maintenance

Centralised lubrication points

Vertical beaters

Ø885 mm : MK10 to MK30
Ø1035 mm : MK35 to MK60T

Lighting and indication

See and be seen to make your journeys safer. Complies with current regulations

Drawbar

sprung and galvanised

Axles

For added safety, we offer oversize axles as standard

Brakes

Brake size is based on load, speed and wheel diameter


Drive shaft

Cam safety and free-wheel

Gearbox

One-piece spiral bevel gear





RESISTANT AND EFFICIENT

As standard on all our models, the chain floor is made up of 90x50 mm closed tube bars with 2 Ø16 mm marine chains. The maximum stress resistance of the chain is 32 tons. You can control all the parameters of your chain floor: drive, speed and stop from your control panel in the cabin.

The chain floor is driven by a hydraulic motor and gearbox. As standard, our MKs are equipped with a 160 cm³ hydraulic motor. For spreading heavy products (marl, lime, etc.) we offer a larger motor. This drive concept has proven itself. It is capable of moving heavy loads and ensures even spreading.

Positioned at the front and rear of the floor chain drive shaft, a scraper prevent any accumulation of material building up in the chain floor drive. Sudden stops are avoided and your equipment is easier to maintain.

- 1 | Remote lubrication
- 2 | Scraper to keep floor chain sprocket clean
- 3 | Front pulley scraper
- 4 | Manual chain floor tensioning
- 5 | Chain floor tension visual level
- 6 | Hydraulic chain floor tension
- 7 | Marine chain floor Ø16 mm



YOUR COMFORT, OUR PRIORITY

CONNECTION

Hydraulic hoses and wire harnesses are kept away from PTO shaft and easy to access. The bracket is used as holder for the hoses and wire harness when the spreader is parked to prevent the couplings for impurities

TRANSMISSION

As standard, our MKs are equipped with a 6-spline primary transmission and a secondary transmission with a freewheel for automatic disengagement in the event of overload. For your safety and the protection of the shaft, it is completely covered by a PVC tube. A swivel bracket will hold the PTO shaft when the machine is parked to prevent impurities in the PTO shaft. **From the MK35 upwards, our spreaders are equipped as standard with a wide-angle PTO shaft to optimise the manoeuvrability of the spreader during operation.**

DRAWBARS

The standard galvanised sprung drawbar ensure an effective suspension, giving a smooth ride on uneven ground. Optionally, a hydraulic version is available. You will appreciate this comfort on the road and in the field. **The design of our drawbars ensures that the pulling force from the tractor are is transferred transmitted perfectly to the chassis.**

JACKS

Choose between a manual or hydraulic jack. **Our jacks are adjustable in angle and height to suit different hitch systems and wheel sizes.** The jack can easily be put into transport position without usages of tools.

SAFETY

FIRST AND FOREMOST



AUDIBLE BUZZER

Our spreaders comply with the EN690 standard. An audible alarm warns the surroundings as soon as the beaters are rotating while the spreader is stationary.



LIGHTING AND INDICATION

Our MKs are equipped with 2 LED rear lights and white and red reflective panels at the front and rear.



ROAD JOURNEYS

With a low point of gravity due to the narrow box design and the large tyres, your MK is ideal for driving on the road and is easy to pull in the field. Equipped with reinforced axles with brakes and large hubs, it allows you to drive safely from the storage area to the field.



THE STRENGTH OF OUR BEATERS

Ø885 mm for the MK10 to MK30 models and Ø1035 mm for the MK35 to MK60T models, the diameters and rotation speeds of our vertical beaters are among the highest on the market. This feature facilitates crumbling and ensures optimum spreading consistency. The beaters remain clean and require little maintenance. The design of our beaters has been thought out for your productivity: quick discharge and precision.

LARGE BEATER DIAMETER

Easy product discharge and spreading quality

LARGE TUBE DIAMETER

Robustness and impact resistance

REMOVABLE SPLINED SLEEVES

Easy to maintain

REVERSIBLE AND REMOVABLE 400 HARDOX® BLADES

Perfect crumbling, robustness and ease of maintenance

STAGGERED BLADES ON THE SPIRAL

Better distribution and protection of the beaters

BLADE RETENTION TABS WELDED TO THE SPIRAL

Reliable and robust

REMOVABLE 400 HARDOX® EJECTION BLADES

Even distribution over the width and easy to maintenance



Our aim is to offer the agricultural industry state-of-the-art natural fertiliser spreaders with technologies that take account of the environment and people.

REAR DOOR(S)

SPREADING TO THE EDGE OF THE FIELD

Choose between one or two rear doors (right and/or left). The rear door ensure a full coverage of the beater. When choosing both left- and right rear door, the spreading unit is fully covered. **These allow you to control the spreading, especially in situations where the field is on the roadside or property line.**



TRANSPORT



REDUCED
WORKING WIDTH



FULL
WORKING WIDTH



REAR HOOD

GO FOR UNIVERSALITY

Versatility is undoubtedly the most important feature of our spreading hood. It can be fitted to all the rear frames of our spreaders, including those already in use. When spreading light material, the hoods ensure the material is delivered to the spinners for optimised spreading pattern. **Using our hood allows you to obtain an optimal spreading regularity even with light products requiring a low dose per hectare: dry droppings, ashes, dry composts, plant sludges, solid digestates.** It is hydraulically controlled and includes specific curved blades for homogeneous spreading over a large width: from 12 to 20 m depending on the product spread.






SIDE DEFLECTOR(S)

EFFICIENCY AND PRECISION

Rear hood can be equipped with side hydr. side deflectors to increase spreading precision, **especially in situations where the field is on the roadside or property line.**



DESTINATION
PRECISION
FARMING



SPREADING TABLE

SPREADING IN THE BROADEST SENSE

Do you need to spread small quantities of a light and volatile product? The **PRECISIUM** spreading table is dedicated to this application. Our 2 horizontal beaters and spreading discs are perfectly sized. They ensure an excellent transverse distribution of the product over a maximum width of 24m depending on the density of the product spread. You achieve a homogeneous and regular coverage over the whole plot with a controlled application per hectare.

Easy mounting and dismounting of the equipment makes your spreader even more versatile. The MK can be switched from a vertical beater rear frame to a horizontal beater spreading table. Each item corresponds to a type of application.





1 | Spreading table for the rear frame from MK35 upwards

4 | Product centred in the centre of the disc for optimum distribution



2 | Adjusts the opening and inclination of the spreader hatch. Automatic retracting system in the event of blockage.

5 | - spreading discs $\varnothing 1015$ mm
- 3 to 6 adjustable blades per disc
- rotation speed 650 rpm



3 | Right and/or left side deflector(s)

6 | - horizontal beater $\varnothing 800$ mm
- 32 blades per beater with extra high wear resistance
- rotation speed 400 rpm

TECHNOLOGY AT YOUR SERVICE

OPTIMISE YOUR YIELDS

Current expectations for responsible agriculture drive users to exploit the animal manure of their farms. More than a fertiliser, it is a resource that should not be wasted. Modulating the dose of inputs optimises your yields. We offer a complete range of electro-hydraulic and touch controls. Choose according to your required precision level.

MASTER 2F SIMPLE CONTROL BOX

Ergonomic and easy to use, the *Master simple 2F* control box allows you to control the functions of the guillotine door and the chain floor. Apply just the right amount of material with the dosage control.

CONTINUOUS INFORMATION ON THE SCREEN:

- chain floor speed
- load counter
- number of working hours

SETTINGS FROM THE CONTROL BOX:

- guillotine door opening and closing
- chain floor start and stop
- manual mode: adjustment of the chain floor speed
- auto mode: control proportional to the chain floor speed
- several safety devices available



Master ISOBUS



Simple electric control



Master simple 2F

FEATURES AND CONTROL BOXES

	Manual control	Electric control	Master simple 2F	CAN control box	Master Control	Master Control PRO	Master Control PRO+	Master ISOBUS
Control type	Manual	Simple	Automatic flow regulation	CAN	Automatic flow regulation	Automatic flow regulation / Weighing	Automatic flow regulation / Weighing	Automatic flow regulation / Weighing
Standard equipment	<input checked="" type="checkbox"/>	<input type="checkbox"/>	<input type="checkbox"/>	<input type="checkbox"/>	<input type="checkbox"/>	<input type="checkbox"/>	<input type="checkbox"/>	<input type="checkbox"/>
Screen	■	2x12 digits	2x12 digits	■	4"	7"	7"	tractor
Distribution	■	■	<input checked="" type="checkbox"/>	<input checked="" type="checkbox"/>	<input checked="" type="checkbox"/>	<input checked="" type="checkbox"/>	<input checked="" type="checkbox"/>	<input checked="" type="checkbox"/>
Travel speed	■	■	■	■	<input checked="" type="checkbox"/>	<input checked="" type="checkbox"/>	<input checked="" type="checkbox"/>	<input checked="" type="checkbox"/>
Chain floor speed	■	■	■	■	<input checked="" type="checkbox"/>	<input checked="" type="checkbox"/>	<input checked="" type="checkbox"/>	<input checked="" type="checkbox"/>
Hatch height	■	■	■	■	■	<input type="checkbox"/>	<input checked="" type="checkbox"/>	<input checked="" type="checkbox"/>
Hatch opening safety device	■	<input type="checkbox"/>	<input type="checkbox"/>	<input type="checkbox"/>	<input type="checkbox"/>	<input type="checkbox"/>	<input checked="" type="checkbox"/>	<input checked="" type="checkbox"/>
Beater rotation safety device	■	■	<input checked="" type="checkbox"/>	■	<input checked="" type="checkbox"/>	<input checked="" type="checkbox"/>	<input checked="" type="checkbox"/>	<input checked="" type="checkbox"/>
Ultrasonic sensor	■	■	■	■	■	■	<input checked="" type="checkbox"/>	<input checked="" type="checkbox"/>
Static weighing	■	■	■	■	■	<input checked="" type="checkbox"/>	<input checked="" type="checkbox"/>	<input checked="" type="checkbox"/>
Spreader counter	■	<input checked="" type="checkbox"/>	<input checked="" type="checkbox"/>	■	<input checked="" type="checkbox"/>	<input checked="" type="checkbox"/>	<input checked="" type="checkbox"/>	<input checked="" type="checkbox"/>
Hydraulic power pack	■	<input type="checkbox"/>	<input type="checkbox"/>	<input type="checkbox"/>	<input type="checkbox"/>	<input type="checkbox"/>	<input type="checkbox"/>	<input type="checkbox"/>
LS (Load Sensing)	■	■	<input type="checkbox"/>	<input type="checkbox"/>	<input type="checkbox"/>	<input type="checkbox"/>	<input type="checkbox"/>	<input type="checkbox"/>

- Not compatible
- Standard equipment
- Available as an option


A SPREADER ADAPTED TO YOUR NEEDS



1 | Hydraulic rear door



3 | Plastic extensions



4 | Mud flaps



5 | Mechanical guillotine door opening indicator

6 | Hydraulic guillotine door opening indicator




7



8



9



10



11



12

7 | Work lights and camera(s) (front/rear kits)

8 | Fixing kit for planks

9 | Paint on galvanisation

10 | Detachable bars

11 | Curved blades

12 | Rear hood with curved blades

SPECIFICATIONS

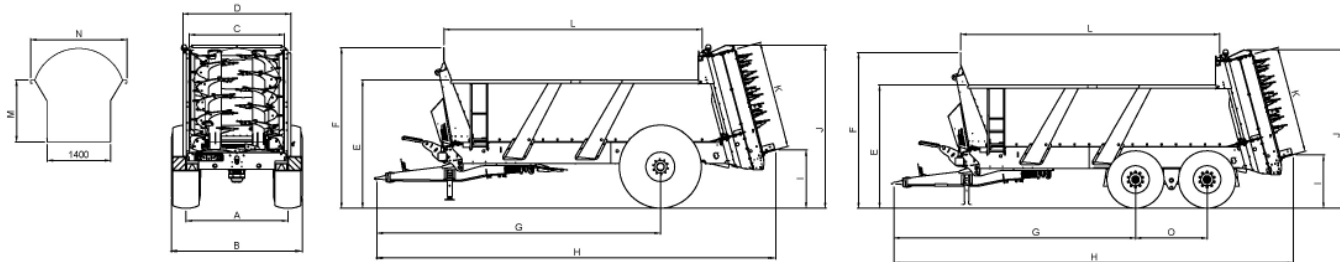
	MK10	MK15	MK20	MK25	MK30	MK35	MK40	MK45	MK45T	MK50	MK50T	MK55T	MK60T
Water and total volume (m³)	6-10	8-11	7-11,5	9-13	9-14	9-14	11-15	12-16,5	12-16,5	14-18	14-18	15,5-21	19-24
Net weight without equipment	4,9	5,1	4,9	5,1	5,5	6,3	6,5	6,9	8,9	7,3	9,1	10,3	10,5
GVW (3 / 4 T ring) (T)	10	10	12	12	12	15,8 / 16,3	15,8 / 16,3	15,8 / 16,3	22 / 24	15,8 / 16,3	22 / 24	22 / 24	22 / 24
Payload on site (3 / 4 T ring) (T)	12,5 / 13,5	12,5 / 13,5	12,5 / 13,5	12,5 / 13,5	18 / 19	18 / 19	18 / 19	18 / 19	24 / 25	18 / 19	24 / 25	24 / 25	24 / 25
Axle(s)	90 / 150	90 / 150	90 / 150	90 / 150	130 / 150	150	150	150	2 x 130	150	2 x 130	2 x 130	2 x 150
Brakes (mm)	400 x 80 420 x 180	400 x 80 420 x 180	400 x 80 420 x 180	400 x 80 420 x 180	406 x 120 420 x 180	420 x 180	420 x 180	420 x 180	406 x 120	420 x 180	406 x 120	406 x 120	420 x 180
Chain floor: Ø (mm)	16	16	16	16	16	16	16	16	16	16	16	16	16
Number of bars 90x50 mm	23	23	23	23	23	23	23	23	23	23	23	23	23
Beaters: Ø (mm)	885	885	885	885	885	1035	1035	1035	1035	1035	1035	1035	1035
Beaters: height (mm)	1980	1980	1650	1650	1980	2150	2150	2350	2350	2350	2350	2350	2350
Number of reversible blades	21	21	16	16	21	23	23	26	26	26	26	26	26
Beater rotation alarm (EN690)	<input checked="" type="checkbox"/>	<input checked="" type="checkbox"/>	<input checked="" type="checkbox"/>	<input checked="" type="checkbox"/>	<input checked="" type="checkbox"/>	<input checked="" type="checkbox"/>	<input checked="" type="checkbox"/>	<input checked="" type="checkbox"/>	<input checked="" type="checkbox"/>	<input checked="" type="checkbox"/>	<input checked="" type="checkbox"/>	<input checked="" type="checkbox"/>	<input checked="" type="checkbox"/>
Power take-off (rpm)	540 / 1000	540 / 1000	540 / 1000	540 / 1000	540 / 1000	1000	1000	1000	1000	1000	1000	1000	1000
 Limiter with cams	<input checked="" type="checkbox"/>	<input checked="" type="checkbox"/>	<input checked="" type="checkbox"/>	<input checked="" type="checkbox"/>	<input checked="" type="checkbox"/>	<input checked="" type="checkbox"/>	<input checked="" type="checkbox"/>	<input checked="" type="checkbox"/>	<input checked="" type="checkbox"/>	<input checked="" type="checkbox"/>	<input checked="" type="checkbox"/>	<input checked="" type="checkbox"/>	<input checked="" type="checkbox"/>
Wide angle PTO shaft	<input type="checkbox"/>	<input type="checkbox"/>	<input type="checkbox"/>	<input type="checkbox"/>	<input type="checkbox"/>	<input checked="" type="checkbox"/>	<input checked="" type="checkbox"/>	<input checked="" type="checkbox"/>	<input checked="" type="checkbox"/>	<input checked="" type="checkbox"/>	<input checked="" type="checkbox"/>	<input checked="" type="checkbox"/>	<input checked="" type="checkbox"/>

	MK10	MK15	MK20	MK25	MK30	MK35	MK40	MK45	MK45T	MK50	MK50T	MK55T	MK60T
--	------	------	------	------	------	------	------	------	-------	------	-------	-------	-------

DIMENSIONS

	MK10	MK15	MK20	MK25	MK30	MK35	MK40	MK45	MK45T	MK50	MK50T	MK55T	MK60T
A	2150	2150	2150	2150	2150	2150	2150	2250	2250	2250	2250	2350	2350
B	2690	2690	2690	2690	2727	2727	2727	2875	2805	2875	2805	2961	2961
C	1710	1710	1710	1710	1710	2100	2100	2100	2100	2100	2100	2100	2100
D	2235	2235	2180	2180	2180	2384	2384	2384	2384	2384	2384	2384	2384
E	2035	2285	1945	2195	2434	2593	2843	2746	2650	2996	2900	2835	3084
F	3144	3144	3017	3017	3255	3452	3452	3455	3359	3455	3359	3394	3394
G	5111	5111	5901	5901	5901	6101	6101	6259	5332	6259	5332	6123	6123
H	7371	7371	8070	8070	8070	8284	8284	8815	8815	8815	8815	10128	10128
I	819	819	829	829	1068	1223	1223	1223	1127	1223	1127	1162	1162
J	2841	2841	2525	2525	3090	3321	3321	3517	3421	3517	3421	3456	3456
K	1980	1980	1650	1650	1980	2150	2150	2350	2350	2350	2350	2350	2350
L	4525	4525	5481	5481	5425	5209	5209	5707	5707	5707	5707	7007	7007
M	950	1200	850	1100	1100	1200	1450	1350	1350	1600	1600	1500	1750
N	2028	1977	1986	1934	1934	2130	2077	2130	2130	2077	2077	2130	2077
O	■	■	■	■	■	■	■	■	1580	■	1580	1710	1710

MK10 / MK15 / MK20 / MK25	21.3R24 12PR
MK30 / MK35 / MK40	580/70R38 Alliance 845
MK45 / MK50	650/75R32 Alliance 360
MK45T / MK50T	560/60R22.5 Alliance 885
MK55T / MK60T	600/55R26.5 BKT 630



YOUR SATISFACTION, OUR COMMITMENT

UNLIMITED RELIABILITY


From 3D computer design to delivery to your dealer, we control the entire process. Our MK range builds on the solid reputation of our spreaders, which has been built on quality and reliability for years. More than just words, we guarantee the body and chassis for 5 years under normal use of your machine.

CUSTOMER SERVICE

Supported by our customer service department, our distribution network will accompany you from the moment your machine is commissioned. Our technical teams are available in the field to train, advise and assist our dealers in order to guarantee you an efficient service. Our goal is to provide you with the best customer experience before, during and after your purchase.

SPARE PARTS

Our warehouse and logistics departments ensure spare parts availability. They support and advise our distributors to ensure your equipment is maintained and repaired in the best conditions. Our network of dealers is on hand to meet your needs and order your spare parts as quickly as possible.





PICHON ACADEMY

We take pride in training our network of dealers and their technicians in the use and maintenance of our machines. Our network of dealers will support you from the moment your equipment is commissioned and provide after-sales service. That's why we developed the PICHON ACADEMY training program. This enables them to gain all the expertise necessary to help you get the most out of your Pichon equipment. Our distributors are on hand to advise you and provide you with our manufacturer's expertise.

OFFERING YOU THE BEST

Agriculture of the future needs to take into account environmental issues. With this in mind, we bring precision spreading equipment designed to make the most of organic farm manure to the market.

We are part of the SAMSON AGRO Group with 3 production sites in France, Denmark and Poland. With constant innovations since the 1940s, we ensure that sustainable agriculture considering people and the environment is more balanced.

Our ambition is to support our customers in improving their performance through our high-tech innovations. Our network of dealers along with our commercial and technical teams are at their service to guarantee optimal use of our tools and efficient spreading.

Sales representatives, design engineers, metal workers, mechanics, technicians, drivers... Our multidisciplinary team combines competence and responsiveness. What we all have in common is an insistence on quality and customer satisfaction!



PICHON_DOC-POZZEN - PHOTO CREDITS © ATYPIX



SAMSON AGRO SASU - Boulevard André Malraux - 29400 LANDIVISIAU - FRANCE - Tel.: +33(2) 56 45 21 00

